

**TOPS-10  
Software Notebooks**

QHK20-KZ (Notebook Set)

**January 1989**

The TOPS-10 Software Notebook Set contains all user documentation for the TOPS-10 Operating System.

One set of TOPS-10 notebooks is included with each basic TOPS-10 software package. Customers can order additional notebook sets by contacting their sales representative. The TOPS-10 Software Notebook Set has the order number QHK20-KZ.

**digital equipment corporation  
maynard, massachusetts**

**Updated, January 1989**

The information in this document is subject to change without notice and should not be construed as a commitment by Digital Equipment Corporation. Digital Equipment Corporation assumes no responsibility for any errors that may appear in this document.

The software described in this document is furnished under a license and may be used or copied only in accordance with the terms of such license.

No responsibility is assumed for the use or reliability of software on equipment that is not supplied by Digital Equipment Corporation or its affiliated companies.

Copyright ©1989 Digital Equipment Corporation

All Rights Reserved.  
Printed in U.S.A.

The Reader's Comments form on the last page of this document requests the user's critical evaluation to assist in preparing future documentation.

The following are trademarks of Digital Equipment Corporation:

CI	DEctape	LA50	SITGO-10
DDCMP	DECUS	LN01	TOPS-10
DEC	DECwriter	LN03	TOPS-20
DECmail	DELNI	MASSBUS	TOPS-20AN
DECnet	DELUA	PDP	UNIBUS
DECnet-VAX	HSC	PDP-11/24	UETP
DECserver	HSC-50	PrintServer	VAX
DECserver 100	KA10	PrintServer 40	VAX/VMS
DECserver 200	KI	Q-bus	VT50
DECsystem-10	KL10	ReGIS	
DECSYSTEM-20	KS10	RSX	

**digital**™

# TOPS-10 SOFTWARE NOTEBOOKS

## MASTER TABLE OF CONTENTS

### NOTEBOOK 1

Master Table of Contents

Update Notices

Documentation Directory	AA-0858C-TB
DECsystem-10 Technical Summary	EE-21041-26
Introduction to DECsystem-10 Software	DEC-10-MZDC-D
Getting Started With DECsystem-10	AA-C790A-TB (DEC-10-XGSDA-A-D)
Introduction to TECO	AA-C858A-TB (DEC-10-UTECA-A-D)
SOS User's Guide	DEC-10-USOSA-A-D
Getting Started With Batch (TOPS-10)	AA-D303A-TB

### NOTEBOOK 2

TOPS-10 Operating System Commands Manual	AA-0916F-TB
TOPS-10/TOPS-20 Batch Reference Manual	AA-H374B-TK
Update	AD-H374A-T1

### NOTEBOOK 3

TECO Programmer's Reference Manual	AA-0999E-TB (DEC-10-ETEE-D)
Update	AD-0999E-T1 (DEC-10-UTPRA-A-DN1)
TOPS-10 SOS Reference Manual	AA-D598A-TB
TOPS-10/TOPS-20 DECmail/MS Manual	AA-M840B-TK
TOPS-10 Tape Processing Manual	AA-L412A-TB

### NOTEBOOK 4

TOPS-10 Monitor Calls Manual (Volume 1)	AA-0974G-TB
TOPS-10 Monitor Calls Manual (Volume 2)	AA-K039D-TB

**NOTEBOOK 5**

## DECsystem-10/DECSYSTEM-20 Processor

Reference Manual	AA-H391A-TK
Update	AD-H391A-T1
DECsystem-10 Hardware Reference Manual	DEC-10-XSRMA-A-D
Update	DEC-10-XSRMA-A-DN1

**NOTEBOOK 6**

ALGOL Programmer's Guide	AA-0196C-TK
APLSF Language Manual	AA-H200A-TK
BASIC Conversational Language Manual	AA-C859A-TB (DEC-10-LBLMA-A-D)

**NOTEBOOK 7**

BLISS Language Guide	AA-H275C-TK
Update	AD-H275C-T1

**NOTEBOOK 8**

BLISS-36 Compiler Installation Notes	AA-J937E-TK
BLISS-36 User's Guide	AA-H712D-TK
BLISS XPORT Programmer's Guide	AA-J201A-TK

**NOTEBOOK 9**

TOPS-10/TOPS-20 COBOL-68 Language Manual	AA-5057B-TK
TOPS-10/TOPS-20 COBOL Conversion Utility Guide	AA-M586A-TK

**NOTEBOOK 10**

TOPS-10/TOPS-20 COBOL-74 Language Manual	AA-5059B-TK
Update	AD-5059B-T1
DECsystem-10/20 CPL User's Manual	AA-0936B-TB (DEC-10-LCPLA-B-D)

## **NOTEBOOK 11**

TOPS-10/TOPS-20 FORTRAN Language Manual	AA-N383B-TK
Update	AD-N383B-T1
TOPS-10 FORTRAN Installation Guide	AA-P345C-TB
Introduction to IQL	AA-0947B-TK
IQL User's Guide	AA-H282A-TK

## **NOTEBOOK 12**

TOPS-10/TOPS-20 Common Math Library Reference Manual	AA-M400A-TK
DIL User Reference Manual	AA-M581B-TK
TOPS-10 SORT/MERGE User's Guide	AA-M063A-TB

## **NOTEBOOK 13**

TOPS-10 DDT Manual	AA-BH82B-TB
TOPS-10 LINK Reference Manual	AA-0988D-TB
Update	AD-0988D-T1
Update	AD-0988D-T2
MACRO Assembler Reference Manual	AA-C780C-TB
TOPS-10 MAKLIB User's Guide	AA-M472A-TB
TOPS-10 User Utilities Manual	AA-0998B-TB
CREF Specification	
DMPFIL Specification	
DMPREF Specification	

## **NOTEBOOK 14**

### **ANF-10 Networks Software Installation**

Guide AA-W557A-TB

### **TOPS-10/TOPS-20 RSX-20F System Reference**

Manual AA-BS94A-TK

Update AD-BS94A-T1

TOPS-10 Remote Station Guide AA-D783B-TB

TOPS-10/TOPS-20 DDT11 Manual AA-M494A-TK

BOOT11 Specification

DN8x-Series Remote Station Macros

DTELDR Specification

KPDLDR Specification

NETLDR Specification

TOPS-10 IBM Emulation/Termination AA-D612B-TB

## **NOTEBOOK 15**

TOPS-10 Software Installation Guide AA-P512C-TB

CHK11 Reference Manual DEC-10-CKRMA-A-D

DTBOOT Specification

TOPS-10/TOPS-20 Autopatch Procedures/

Reference Manual AA-H729A-TK

SOUP Programmer's Reference Manual DEC-10-YUFA-D

## **NOTEBOOK 16**

TOPS-10 Operator's Guide AA-H283C-TB

## **NOTEBOOK 17**

TOPS-10 Operator's Command Language Reference

Manual

AA-H599C-TB

TOPS-10/TOPS-20 USAGE File Specification

AA-4181B-TK

Update

AD-4181B-T1

DISKIO Specification

DSKLST Specification

DSKRAT Specification

FACT Accounting Specification

FNDBLK Specification

KSCOM Specification

KIFORM Specification

SCHED Specification

WILD Specification

MONTST Specification

MULTI Specification

PERF Specification

SCRIPT Specification

SIMPKG Specification

## **NOTEBOOK 18**

TOPS-10 Crash Analysis Guide

AA-H206D-TB

STOPCD Specification

TOPS-10 Monitor Tables

TOPS-10/TOPS-20 SPEAR Manual

AA-J833B-TK

## **NOTEBOOK 19**

DBMS-10 Programmer's Procedures Manual

AA-0901C-TB

DBMS-10 Administrator's Procedures Manual

AA-0899C-TB

## NOTEBOOK 20

Introduction to DECnet	AA-J055D-TK
TOPS-10 DECnet and PSI Installation Guide	AA-P379B-TB
TOPS-10 DECnet and PSI System Manager's and Operator's Guide	AA-L413B-TB
TOPS-10 PSI User's Guide	AA-CK81A-TB

## REFERENCE CARDS AND GUIDES

APL Reference Card	AV-K879A-TK	APL-SF and APL-11
BLISS-36 Pocket Guide	AV-AT45A-TK	BLISS V4
COBOL-74 Reference Card	AV-L854A-TK	COBOL V12B
Commands Quick Reference Guide	AV-K729D-TB	TOPS-10 V7.04
TOPS-10/20 DDT Reference Card	AV-M272A-TK	DDT V42
TOPS-10/TOPS-20 FORTRAN Pocket Guide	AA-P529C-TK	FORTRAN V11
KL System Reference Card	EK-OKL10-RC-001	
Monitor Calls Quick Reference Guide	AV-0978G-TB	TOPS-10 V7.04
Network File Transfer Guide	AV-Z785A-TK	TOPS-10 V7.02
TOPS-10/TOPS-20 Operator's Hardware Device and Maintenance Guide	AA-KZ39A-TK	
TOPS-10/20/VMS Operator's Reference Card	AV-DB38A-TK	GALAXY V5/VMS V4
TOPS-10/20 OPR Reference Card	AV-P380A-TK	GALAXY V4.1
SOS Reference Card	AV-D578A-TB	SOS V21
SPEAR Reference Card	AV-M752B-TK	SPEAR V2
REPLACEMENT BINDER	12-13568-00	



**TOPS-10**  
**INTEGRATION DOCUMENTATION KIT**  
**QH308-GZ**

Language Fundamentals	AA-M460F-TK
Data Interchange Library User Reference Manual	AA-M581B-TK
TOPS-10/TOPS-20/VMS Operator's Reference Card	AV-DB38A-TK
PC to Mainframe Connection	AA-EE10A-TK
TECO Pocket Guide	AV-D530A-TK

**TOPS-10 Network Compatibility Documentation Kit QH145-GZ**

Network File Transfer Guide	AV-Z785A-TK
DECnet Networking Guide	AV-N956B-TK
Terminal Server Reference Card	AV-X021C-TK
Network Div/Spn/Insert Set	AV-DA17C-TK
Binder	AV-N081A-TK

**TOPS-10 Language Compatibility Documentation Kit QH309-GZ**

TOPS-10/20 FORTRAN to VAX FORTRAN Compatibility Manual	AA-Y868C-TK
TOPS-10 COBOL to VAX COBOL Compatibility Guide	AA-C164A-TK
Language Div/Spn/Insert Set	AV-FQ14B-TB
Binder	AV-N081A-TK

**TOPS-10 Operating System Compatibility Documentation Kit QH717-GZ**

Guide to DIGITAL Text Editors	AA-EA10A-TK
TOPS-10/TOPS-20/VMS User Utilities Guide	AA-EF70A-TK
TOPS-10/20 DSR to VAX DSR Conversion Guide	AA-CH17A-TK
Operating System Div/Spn/Insert Set	AV-FY29B-TK
Binder	AV-N081A-TK

## INDEX OF MANUALS

<b>Manual</b>	<b>Binder No.</b>
ALGOL Programmer's Guide	6
ANF-10 Networks Software Installation Guide	14
APLSF Language Manual	6
BASIC Conversational Language Manual	6
BLISS Language Guide	7
BLISS XPORT Programmer's Guide	8
BLISS-36 Installation Notes	8
BLISS-36 User's Guide	8
BOOT11 Specification	14
CHK11 Reference Manual	15
CPL-10/20 User's Manual	10
Crash Analysis Guide	18
CREF Specification	13
DBMS-10 Administrator's Procedures Reference Guide	19
DBMS-10 Programmer's Procedures Reference Manual	19
DDT Manual	13
DECnet and PSI Installation Guide	20
DECnet and PSI System Manager's and Operator's Guide	20
DECsystem-10 Technical Summary	1
DECsystem-10/20 Processor Reference Manual	5
DIL User's Guide	12
DISKIO Specification	17
DMPFIL Specification	13
DMPREF Specification	13
DN8x-Series Remote Station Macros	14
Documentation Directory	1
DSKLST Specification	17
DSKRAT Specification	17
DTBOOT Specification	15
DTELDR Specification	14
FACT Specification	17
FNDBLK Specification	17
FORTTRAN Installation Guide	11
Getting Started with Batch	1
Getting Started with DECsystem-10	1
Hardware Reference Manual	5
IBM Emulation/Termination	14
Introduction to DECnet	20
Introduction to DECsystem-10	1
Introduction to IQL	11
Introduction to TECO	1
IQL User's Guide	11
KDPLDR Specification	14
KSCOM Specification	17
KIFORM Specification	17

<b>Manual</b>	<b>Binder No.</b>
LINK Reference Manual	13
MACRO Assembler Reference Manual	13
MAKLIB User's Guide	13
Monitor Calls (Volume 1)	4
Monitor Calls (Volume 2)	4
Monitor Tables Descriptions	18
MONTST Specification	17
MULTI Specification	17
NETLDR Specification	14
Operating System Commands Manual	2
Operator's Command Language Reference Manual	17
Operator's Guide	16
PERF Specification	17
PSI-10 User's Guide	20
Remote Station Guide	14
RSX-20F System Reference Manual	14
SCHED Specification	17
SCRIPT Specification	17
SIMPKG Specification	17
Software Installation Guide	15
SORT/MERGE User's Guide	12
SOS Reference Manual	3
SOS User's Guide	1
SOUP Programmer's Reference Manual	15
STOPCD Specification	18
Tape Processing Manual	3
TECO Reference Manual	3
TOPS-10/20 Autopatch Procedures/Reference Manual	15
TOPS-10/20 Batch Reference Manual	2
TOPS-10/20 COBOL Conversion Utility Guide	9
TOPS-10/20 COBOL-68 Language Manual	9
TOPS-10/20 COBOL-74 Language Manual	10
TOPS-10/20 Common Math Library Reference Manual	12
TOPS-10/20 DDT11 Manual	14
TOPS-10/20 DECmail/MS Manual	3
TOPS-10/20 FORTRAN Language Manual	11
TOPS-10/20 SPEAR Manual	18
TOPS-10/20 USAGE File Specification	17
TWICE Specification	17
User Utilities Manual	13

# UPDATE NOTICE

## TOPS-10 SOFTWARE NOTEBOOKS QHN07-WZ

January 1989

### Contents of the Update

1. TOPS-10 Operating System Commands Manual
2. TOPS-10 Monitor Calls Manual, Vol. 1
3. TOPS-10 Stopcodes Specification
4. TOPS-10 Crash Analysis Guide
5. TOPS-10 Operator's Guide
6. TOPS-10/TOPS-20 Batch Reference Manual
7. TOPS-10 Operator's Command Language Reference Manual
8. TOPS-10 Monitor Calls Manual, Vol. 2
9. TOPS-10/TOPS-20 Operator's Hardware Device and Maintenance Guide
10. TOPS-10 Software Installation Guide
11. TOPS-10 Monitor Calls Quick Reference Guide
12. TOPS-10 Commands Quick Reference Guide

The instructions for inserting this update start on the following page.



# TOPS-10 Software Notebook Set

## Update 99

Order no. QHN07-WZ

Update 99 to the TOPS-10 Software Notebook Set contains:

Title	Order Number
TOPS-10 Operating System Commands Manual	AA-0916F-TB
TOPS-10 Monitor Calls Manual, Vol. 1	AA-0974G-TB
TOPS-10 Stopcodes Specification	
TOPS-10 Crash Analysis Guide	AA-H206D-TB
TOPS-10 Operator's Guide	AA-H283C-TB
TOPS-10/TOPS-20 Batch Reference Manual	AA-H374B-TK
TOPS-10 Operator's Command Language Reference Manual	AA-H599C-TB
TOPS-10 Monitor Calls Manual, Vol. 2	AA-K039D-TB
TOPS-10/TOPS-20 Operator's Hardware Device and Maintenance Guide	AA-KZ39A-TK
TOPS-10 Software Installation Guide	AA-P512C-TB
TOPS-10 Monitor Calls Quick Reference Guide	AV-0978G-TB
TOPS-10 Commands Quick Reference Guide	AV-K729D-TB

To aid in the process of updating your notebook set, the update package also contains the following material:

- Throw-away page
- Update Notice page
- Instruction sheets
- Master Table of Contents

# INSTRUCTIONS

## Update 99

Use the following instructions to place the contents of this update kit into your TOPS-10 Software Notebook Set. Before you begin the procedure, check your notebook set to be sure it is up to date. In Notebook 1, the most current Update Notice page should reflect Update 98 (Order Number QHN06-WZ). Do not proceed with the following instructions unless Update 98 and all previous updates have been installed.

Update 99 contains three spiral-bound books which are provided for your convenience and are not meant to be installed in the notebook set. These are:

- TOPS-10 Commands Quick Reference Guide
- TOPS-10 Monitor Calls Quick Reference Guide
- TOPS-10/TOPS-20 Operator's Hardware Device and Maintenance Guide

### **Notebook 2:**

Remove the TOPS-10 Operating System Commands Manual and replace it with the new version of the same title.

Remove the TOPS-10/TOPS-20 Batch Reference Manual and replace it with the new version of the same title.

### **Notebook 4:**

Remove the TOPS-10 Monitor Calls Manual, Vol. 1 and replace it with the new version of the same title.

Remove the TOPS-10 Monitor Calls Manual, Vol. 2 and replace it with the new version of the same title.

### **Notebook 15:**

Remove the TOPS-10 Software Installation Guide and replace it with the new version of the same title.

### **Notebook 16:**

Remove the TOPS-10 Operator's Guide and replace it with the new version of the same title.

### **Notebook 17:**

Remove the TOPS-10 Operator's Command Language Reference Manual and replace it with the new version of the same title.

### **Notebook 18:**

Remove the TOPS-10 Stopcodes Specification and replace it with the new version of the same title.

Remove the TOPS-10 Crash Analysis Guide and replace it with the new version of the same title.

### **Notebook 1:**

Replace the Title and Copyright pages with the new ones provided.

Replace the Master Table of Contents with the new one that is provided.

Insert the Update Notice page, which is provided in this update kit, after the tab divider "Update Notices."

January 1989

# **UPDATE NOTICE**

## **TOPS-10 SOFTWARE NOTEBOOKS QHN06-WZ**

**February 1987**

### **Contents of the Update**

1. Update pages for the TOPS-10/TOPS-20 FORTRAN Language Manual
2. A revised TOPS-10 FORTRAN Installation Guide
3. A revised TOPS-10/TOPS-20 FORTRAN Pocket Guide

The instructions for inserting this update start on the following page.



**TOPS-10 Software Notebook Set**  
**Update 98**  
**Order no. QHN06-WZ**

Update 98 to the TOPS-10 Software Notebook Set contains:

<b>Title</b>	<b>Order Number</b>
TOPS-10/TOPS-20 FORTRAN Language Manual Update	AD-N383B-T1
TOPS-10 FORTRAN Installation Guide	AA-P345C-TB
TOPS-10/TOPS-20 FORTRAN Pocket Guide	AA-P529C-TB

To aid in the process of updating your notebook set, the update package also contains the following material:

- Throw-away page
- Update Notice page
- Instruction sheets
- Master Table of Contents

# INSTRUCTIONS

## Update 98

Use the following instructions to place the contents of this update kit into your TOPS-10 Software Notebook Set. Before you begin the procedure, check your notebook set to be sure it is up to date. In Notebook 1, the most current Update Notice page should reflect Update 97 (Order Number QHN05-WZ). Do not proceed with the following instructions unless Update 97 and all previous updates have been installed.

Update 98 contains the TOPS-10/TOPS-20 FORTRAN Pocket Guide, which is not installed in the notebook set. The Pocket Guide is provided for your convenience.

### **Notebook 11:**

Update the TOPS-10/TOPS-20 FORTRAN Language Manual, using the instructions that are provided with the update pages.

Remove the TOPS-10 FORTRAN Installation Guide and replace it with the new version of the same title.

### **Notebook 1:**

Replace the Master Table of Contents with the new one that is provided.

Insert the Update Notice page, which is provided in this update kit, after the tab divider "Update Notices". This allows you to keep a record of the status of your notebook set.

# UPDATE NOTICE

## TOPS-10 SOFTWARE NOTEBOOKS QHN04-WZ

April 1986

### Contents of the Update

1. TOPS-10 Version 7.03 Documentation
2. GALAXY Version 5.1 Documentation
3. DECnet-10 Version 4.0 Documentation

The instructions for inserting this update start on the following page.

# **TOPS-10 Software Notebook Set**

## **Update 96**

**Order no. QHN04-WZ**

Update 96 to the TOPS-10 Software Notebook Set contains the following revised manuals:

<b>Title</b>	<b>Order number</b>
TOPS-10 Operating System Commands Manual	AA-0916E-TB
TOPS-10 Monitor Calls Manual Volume 1	AA-0974F-TB
Volume 2	AA-K039C-TB
TOPS-10 DDT Manual	AA-BH82B-TB
TOPS-10 Software Installation Guide	AA-P512B-TB
TOPS-10 Operator's Guide	AA-H283B-TB
TOPS-10 Operator's Command Language Reference Manual	AA-H599B-TB
TOPS-10 Crash Analysis Guide	AA-H206C-TB
TOPS-10 DECnet and PSI Installation Guide	AA-P379B-TB
TOPS-10 DECnet and PSI System Manager's and Operator's Guide	AA-L413B-TB

The notebook set update package also contains updates to the following manuals:

TOPS-10 LINK Reference Manual	AD-0988D-T2
TOPS-10/20 RSX-20F System Reference Manual	AD-BS94A-T1

To aid in the process of updating your notebook set, the update package also contains the following material:

- Throw-away page
- Update Notice page
- Instruction sheets
- Master Table of Contents
- Spine inserts and Contents pages for Notebooks 13, 15, 17, and 20
- Two tab dividers, named:  
DECnet and PSI Installation Guide  
DECnet and PSI Manager's Guide

# INSTRUCTIONS

## Update 96

Use the following instructions to place the contents of this update kit into your TOPS-10 Software Notebook Set. Before you begin the procedure, check your notebook set to be sure it is up to date. In Notebook 1, the most current Update Notice page should reflect Update 95 (order number QHN03-WZ). Do not proceed with the following instructions unless Update 95 has already been installed.

Follow the instructions listed below in the specified order. Allow at least 1/2 hour to update your notebook set. As you complete the instructions for each notebook, compare the contents of the notebook against its Contents page (at the front of the notebook) to make sure the notebook is complete and contents are in the correct order.

### **Notebook 2:**

Replace the existing TOPS-10 Operating System Commands Manual with the new version provided in this update package.

### **Notebook 4:**

Replace Volumes 1 and 2 of the TOPS-10 Monitor Calls Manual with the new versions provided in this update package.

### **Notebook 13:**

Replace the Spine insert with the new one that is provided.

Replace the Contents page with the new one that is provided.

Replace the TOPS-10 DDT Manual with the new version provided in the update package.

Update the TOPS-10 LINK Reference Manual, using the update pages and instructions that are provided in the update package.

Remove the FILDDT Specification and its tab divider. The information in this specification is documented in the TOPS-10 DDT Manual.

### **Notebook 14:**

Update the TOPS-10/TOPS-20 RSX-20F System Reference Manual, using the update pages and instructions that are provided in this update package.

### **Notebook 15:**

Replace the Spine insert with the new one that is provided.

Replace the Contents page with the new one that is provided.

Replace the TOPS-10 Software Installation Guide with the new version that is provided.

Remove and discard the following manuals and their tab dividers:

TOPS-10 DECnet-10 Network Generation and Installation Procedures  
TOPS-10 PSI Installation Guide

These manuals have been combined in the new TOPS-10 DECnet and PSI Installation Guide, which you will place in Notebook 20.

### **Notebook 16:**

Replace the TOPS-10 Operator's Guide with the new version that is provided.

**Notebook 17:**

Replace the Spine insert with the new one that is provided.

Replace the Contents page with the new one that is provided.

Replace the TOPS-10 Operator's Command Language Reference Manual with the new version that is provided.

Remove and discard the BATCON Specification and its tab divider. The information in this specification is documented in the TOPS-10/TOPS-20 Batch Reference Manual.

Remove and discard the TWICE Specification and its tab divider. The information in this specification is documented in the TOPS-10 Software Installation Guide.

**Notebook 18:**

Replace the TOPS-10 Crash Analysis Guide with the new version that is provided.

**Notebook 20:**

Replace the Spine insert with the new one that is provided.

Replace the Contents page with the new one that is provided.

Remove and discard the following manuals and their tab dividers:

TOPS-10 DECnet-10 System Manager's and Operator's Guide  
TOPS-10 PSI System Manager's and Operator's Guide

Place the following manuals and their tab dividers immediately after the Introduction to DECnet. These manuals and dividers are provided in the update package:

Tab divider: DECnet and PSI Installation Guide  
TOPS-10 DECnet and PSI Installation Guide  
Tab divider: DECnet and PSI Manager's Guide  
TOPS-10 DECnet and PSI System Manager's and Operator's Guide

**Notebook 1:**

Replace the Master Table of Contents with the new one that is provided.

Insert the Update Notice page and these instructions into the notebook after the tab divider "Update Notices." This allows you to keep a record of the current state of your notebook set.

# UPDATE NOTICE

## TOPS-10 SOFTWARE NOTEBOOKS QHN03-WZ

**October 1985**

### Contents of the Update

1. Revised SPEAR Manual
2. Revised SPEAR Reference Card
3. Update to COBOL-74 Manual

The instructions for inserting this update start on the following page.

**TOPS-10 Software Notebook Set**  
**Update 95**  
**(Order no. QHN03-WZ)**

Update 95 to the TOPS-10 Software Notebook Set contains the following documents:

Revision of SPEAR Reference Manual  
Order no. AA-J833B-TK

Revision of SPEAR Reference Card  
Order no. AV-M752B-TK

Update to COBOL-74 Language Manual  
Order no. AD-5095B-T1

The update package also contains:

- Update Notice page
- Instructions for updating your Notebook Set
- Master Table of Contents
- Notebook Set Title Page
- Spine inserts and Contents pages for Notebooks 15 and 20



## **INSTRUCTIONS**

### **Update 95**

Use the following instructions to place Update 95 into your TOPS-10 Software Notebook Set. Update 95 contains a revised SPEAR Reference Card, which you may use when your Notebook Set is not available.

Before you begin this procedure, check your Notebook Set to be sure it is up to date. In Notebook 1, the most current Update Notice should reflect Update 94 to the Notebook Set. The order number for Update 94 is QHN02-WZ. Do not proceed with these instructions if your Notebook Set is not up to date.

Please follow these instructions in the specified order. Allow at least ½ hour to complete the update procedure. After you complete each notebook, check its contents against the Contents Page at the front of the binder.

#### **Notebook 10:**

Using the update instructions provided in the COBOL update package, update the COBOL-74 Language Manual.

#### **Notebook 18:**

Replace the SPEAR Manual with the new version that is provided in this update package.

#### **Notebook 20:**

Replace the Spine Insert with the new one that is provided.

Replace the Contents page with the new one that is provided.

Remove the DECnet-10 Network Generation and Installation Procedures document and its tab divider. Set them aside to be placed into Notebook 15 later.

Remove the TOPS-10 PSI Installation Guide and its tab divider. Set them aside to be placed in Notebook 15 later.

#### **Notebook 15:**

Replace the Spine Insert with the new one that is provided.

Replace the Contents page with the new one that is provided.

Place the DECnet-10 Installation Procedures and its tab divider immediately following the TOPS-10 Software Installation Guide. This manual was removed from Notebook 20.

Place the PSI Installation and its tab divider immediately following the DECnet-10 Installation Procedures. This manual was removed from Notebook 20.

#### **Notebook 1:**

Replace the Notebook Set Title page with the new one that is provided.

Replace the Master Table of Contents with the new one that is provided.

Insert the Update Notice and Instructions after the tab divider "Update Notices" to keep a record of the current state of your notebook set.

# UPDATE NOTICE

## TOPS-10 SOFTWARE NOTEBOOKS QHN02-WZ

**June 1985**

### Contents of the Update

1. Three TOPS-10 PSI Manuals
2. Revised FORTRAN documentation
3. Update to LINK Reference Manual

The instructions for inserting this update start on the following page.

**TOPS-10 Software Notebook Set**  
**Update 94**  
**(Order no. QHN02-WZ)**

Update 94 to the TOPS-10 Software Notebook Set contains the following new manuals:

TOPS-10 PSI Installation Guide	AA-CK82A-TB
TOPS-10 PSI User's Guide	AA-CK81A-TB
TOPS-10 PSI System Manager's and Operator's Guide	AA-CK83A-TB
TOPS-10/20 FORTRAN Language Manual	AA-N383B-TK
TOPS-10 FORTRAN Installation Guide	AA-P345B-TB
TOPS-10/20 FORTRAN Pocket Guide	AA-P529B-TK

This package includes updates for the following manual:

TOPS-10 LINK Reference Manual	AD-0988D-T1
-------------------------------	-------------

The update package also contains the following material, which is useful in updating your Notebook Set:

Update Notice page

Update Instructions

Master Table of Contents

Spine inserts and Contents pages for Notebooks 11 and 20

A new tabbed divider for the SORT/MERGE manual. This item was unintentionally omitted from the previous notebook set update.

Complete set of tabbed dividers for the manuals in Notebooks 15 through 20.

## INSTRUCTIONS

Use the following instructions to place the contents of this update package (Update 94) into your notebook set. Before you begin, however, check the Update Notices section of Notebook 1, to ensure that you have installed all previous updates (up to and including Update 93). Do not proceed with these instructions until all previous updates are installed.

Please follow these instructions in the specified order. Allow yourself at least  $\frac{3}{4}$  hour to install the complete update package. After completing each notebook, check its contents against the manuals listed on the binder's Contents page (at the front of each binder except Notebook 1). When you have completed this, you may also wish to check the entire notebook set against the Master Table of Contents provided in this update package.

### **Notebook 11:**

Replace the spine insert and Contents page with the new ones that are provided.

Replace the FORTRAN Language Manual with the new version provided.

Replace the FORTRAN Installation Guide with the new version provided.

Remove and discard the TOPS-10/20 and VAX-11 FORTRAN Compatibility Manual. A newer version is now distributed with the TOPS-10 Integration Documentation Kit, order no. QH308-GZ.

### **Notebook 12:**

Replace the SORT/MERGE tab divider with the new one provided.

### **Notebook 13:**

Update the TOPS-10 LINK Reference Manual using the update pages and instructions provided.

### **Notebooks 15 through 19:**

Replace the tabbed dividers in each binder with the new tabbed dividers provided.

### **Notebook 20:**

Replace the spine insert with the new one that is provided.

Replace the Contents page with the new one that is provided.

Insert the following new manuals, with their tabbed dividers, after the DECnet-10 System Manager's and Operator's Guide, in order:

TOPS-10 PSI Installation Guide

TOPS-10 PSI User's Guide

TOPS-10 PSI System Manager's and Operator's Guide

Replace the tabbed dividers for the DECnet manuals with the new tabbed dividers that are provided.

### **Notebook 1:**

Replace the Master Table of Contents.

Place the Update Notice at the front of the section reserved for Update Notices.

# UPDATE NOTICE

## TOPS-10 SOFTWARE NOTEBOOKS AV-EB06A-RB

**January 1985**

Contents of the Update

1. TOPS-10 DDT Manual
2. BLISS-36 Installation Guide
3. Data Interchange Library User's Guide

The instructions for inserting this update start on the following page.

**TOPS-10 Software Notebook Set**

**Update 93**

**(Order no. QHN01-WZ)**

Update 93 to the TOPS-10 Software Notebook Set contains the following manuals:

TOPS-10 DDT Manual	AA-BH82A-TB
BLISS-36 Installation Notes	AA-J973E-TK
DIL User Reference Manual	AA-M581B-TK

The update package also includes a set of material useful in updating the Notebook Set:

Update Notice

Update Instructions

Master Table of Contents

Contents pages and spine inserts for the following notebooks: 3, 4, 5, 6, 7, 8, 9, 11, 12, and 13

A complete set of tab dividers for the following notebooks: 2, 3, 4, 5, 6, 7, 8, 9, and 13

## INSTRUCTIONS

Before beginning this update, take a moment to check your TOPS-10 Software Notebook Set. The latest Update Notice in Notebook 1 should be that of Update 92, dated August 1984. You should include Update 93 only if your notebook set has had all previous updates incorporated into it.

Please follow these instructions in the order presented. Allow yourself at least  $\frac{3}{4}$  hour to complete the update procedure.

This update includes one new manual and replaces two others. The rearranging of material is intended to provide better use of space in the binders. When removing or inserting manuals, always remove or insert the appropriate tab divider, too. New tab dividers are included for all manuals in Notebooks 2 through 9, and 13.

### **Notebook 2:**

Replace all the tab dividers.

### **Notebook 3:**

Replace the spine insert and Contents page.

Remove the Tape Processing Manual from Notebook 4 and place it after the DECmail/MS manual.

Replace all tab dividers with the new ones.

### **Notebook 4:**

Replace the spine insert and Contents page.

Remove the Monitor Calls Volume 2 from Notebook 5, and place it after Volume 1 in this manual.

Replace all tab dividers.

Notebook 5 is now empty. Put the binder aside for now, and place new spine inserts into Notebooks 6, 7, and 8, as follows:

Notebook 6: Replace the spine insert with the new insert for Notebook 5.

Notebook 7: Replace the spine insert with the new insert for Notebook 6.

Notebook 8: Replace the spine insert with the new insert for Notebook 7.

Place the new spine insert for Notebook 8 into the empty binder that held Notebook 5.

All the following references to Notebooks 5 through 8 are based on this new arrangement.

**Notebook 5:**

Replace Contents page.

Remove the MACRO manual and put it aside for later.

Replace all tab dividers.

**Notebook 6:**

Replace the Contents page.

Remove the two BLISS manuals. Discard the Installation Notes, as a revision is included in the Update Kit. Put the BLISS User's Guide aside for later.

Replace all the dividers.

**Notebook 7:**

Replace the Contents page.

Replace the tab divider.

**Notebook 8:**

Insert the Contents page.

Place the new version of BLISS Installation Notes into binder.

Place the BLISS User's Guide, which you removed from Notebook 6, after the BLISS Installation Notes.

Remove the BLISS XPORT manual from Notebook 9 and place it after the BLISS User's Guide.

Replace all the tab dividers.

**Notebook 9:**

Replace the spine insert and Contents page.

Replace the tab dividers.



**Notebook 11:**

Replace spine insert and Contents page.

Remove introduction to IQL and IQL User's Guide from Notebook 12, and place them after the FORTRAN Compatibility Manual.

**Notebook 12:**

Replace spine insert and Contents page.

Replace the Data Interchange Library User Reference Manual with the new version included in this update kit.

Remove SORT/MERGE from Notebook 13. Place the SORT/MERGE Manual and its new tab divider after the Data Interchange manual. (The new tab divider for the SORT/MERGE manual is included in this update kit.)

**Notebook 13:**

Replace spine insert and Contents page.

Place new TOPS-10 DDT Manual and its tab divider before the LINK Reference Manual.

Place the MACRO Assembler Reference Manual, which you removed from Notebook 5, after the LINK Manual.

Replace the remainder of the tab dividers.

**Notebook 1:**

Replace the Master Table of Contents.

Place the Update Notice at front of the section reserved for Update Notices.

# UPDATE NOTICE

## TOPS-10 SOFTWARE NOTEBOOKS AD-J010A-92

**August 1984**

### Contents of the Update

1. TOPS-10 Commands Quick Reference Guide
2. TOPS-10 Monitor Calls Quick Reference Guide
3. Network File Transfer Guide
4. TOPS-10 ANF-10 Networks Software Installation Guide
5. TOPS-10/20 DDT11 Manual

The instructions for inserting this update start on the following page.

**TOPS–10 Software Notebook Set**  
**Update 92**  
**AD–J010A–92**

This update to the TOPS–10 Software Notebook Set contains the following manuals:

TOPS–10 ANF–10 Networks Software Installation Guide	AA–W557A–TB
TOPS–10/20 DDT11 Manual	AA–M494A–TK

The update package also includes a set of material useful in updating the Notebook Set:

Update Notice  
Update Instructions  
Master Table of Contents  
Notebook Set Title page/Copyright page  
Contents pages and spine inserts for binders 10, 11, 12, 14  
Complete set of tab dividers for binders 1, 10, 11, 12, 14

Also included are the following reference guides, which are supplemental to the TOPS–10 Software Notebook Set:

TOPS–10 Command Quick Reference Guide	AV–K729B–TB
TOPS–10 Monitor Calls Quick Reference Guide	AV–0978E–TB
Network File Transfer Guide	AV–Z785A–TK

You may order replacement binders for your TOPS–10 set using order number 12–13565–00.

Instructions for updating the TOPS–10 Software Notebook Set begin on the next page. Before you begin updating your set, please make sure you have the current level of updates included in the set. You should have 20 binders, and the latest Update Notice in Notebook 1 should have the order number AD–J010A–91. Follow each instruction on the following pages in the order that they are given. As you complete each binder, check its contents by the Contents page at the front of the binder.

## INSTRUCTIONS

### NOTEBOOK 11:

1. Replace the spine insert and the Contents page with the new ones that are provided in this update package.
2. Remove the TOPS–10/20 Math Library Reference Manual and the Data Interchange Library User Reference Manual from this binder and put them aside. They will be placed into Notebook 12.
3. Replace the tab dividers that remain in this binder with the new tab dividers that are provided.

### NOTEBOOK 12:

4. Replace the spine insert and the Contents page with the new ones that are provided in this update package.
5. Remove the CPL–10/20 User's Manual and set it aside. It will be placed into Notebook 10.
6. Place the TOPS–10/20 Math Library Reference Manual at the end of the binder.
7. Place the Data Interchange Library User's Guide after the TOPS–10/20 Math Library Reference Manual.
8. Replace the tab dividers that remain in this binder with the new tab dividers that are provided.

### NOTEBOOK 10:

9. Replace the spine insert and the Contents page with the new ones that are provided in this update package.
10. Insert the CPL–10/20 User's Manual, which you removed from Notebook 12 at the end of the binder.
11. Replace the tab dividers that remain in this binder with the new tab dividers that are provided.

**NOTEBOOK 14:**

12. Replace the spine insert and Contents page with the new ones that are provided in this update package.
13. Replace the TOPS-10 Networks Software Installation Guide with the new TOPS-10 ANF-10 Software Installation Guide.
14. Replace the TOPS-10 DDT11 Manual with the new TOPS-10/20 DDT11 Manual.
15. Replace the tab dividers that remain in this binder with the new tab dividers that are provided.

**NOTEBOOK 1:**

16. Replace the Title Page and Copyright Page, the first sheet in the binder, with the new one that is provided.
17. Replace the Master Table of Contents with the new one that is provided.
18. Replace the tab dividers that remain in this binder with the new tab dividers that are provided.
19. Insert the Update Notice and these instructions into the section for update notices.

# UPDATE NOTICE

## TOPS-10 SOFTWARE NOTEBOOKS AD-J010A-91

**May 1984**

Contents of the Update

1. Version 7.02 Monitor Manuals
2. Version 7.02 Updates
3. BLISS Version 4 Documentation
4. DBMS-10 V.5 Documentation
5. DECnet-10 V.3 Documentation
6. Data Interchange Library Manual Update
7. And many more

The instructions for inserting this update start on the following page.

## **TOPS-10 Software Notebook Set**

### **Update 91**

#### **AD-J010A-91**

This update to the TOPS-10 Software Notebook Set contains one new binder and the following manuals:

TOPS-10 Operating System Commands Manual	AD-0916D-T2
TOPS-10 Monitor Calls Manual Vol. 1	AA-0974E-TB
TOPS-10 Monitor Calls Manual Vol. 2	AA-K039B-TB
BLISS-36 Pocket Guide	AV-AT45A-TK
BLISS-36 Installation Notes	AA-J937D-TK
BLISS-36 User's Guide	AA-H712D-TK
BLISS Language Guide	AA-H275C-TK
BLISS Language Guide update	AD-H275C-T1
BLISS XPORT Programmer's Guide	AA-J201A-TK
TOPS-10/20 RSX-20F System Reference Manual	AA-BS94A-TK
Data Interchange Library User's Guide	AD-M581A-T1
TOPS-10 Software Installation Guide	AA-P512A-TB
TOPS-10 Operator's Guide	AD-H283A-T5
Stopcode Specification	
TOPS-10 Monitor Tables Descriptions	
DBMS-10 Programmer's Procedures Manual	AA-0901C-TB
DBMS-10 Administrator's Procedures Manual	AA-0899C-TB
Introduction to DECnet	AA-J055D-TK
DECnet-10 Network Generation and Installation Manual	AA-P379A-TB
DECnet-10 User's Guide	AA-L414A-TB
DECnet-10 System Manager's and Operator's Guide	AA-L413A-TB

This update also includes the following material, which is used in the process of updating the Notebook Set:

One binder: 12-13565-00

Update Notice

Update Instructions

Master Table of Contents

Contents pages and spine inserts for Notebooks 1, 5, 6, 7, 8, 9, 14, 15, 16, 17, 18, 19, 20

Tab dividers:

- BLISS-36 Installation
- BLISS-36 User
- BLISS Language Guide
- XPORT Programmer
- TOPS-10 Software Installation
- Supplementary Operators' Reference
- DBMS-10 Programmer
- DBMS-10 Administrator
- Intro to DECnet
- DECnet-10 Installation
- DECnet-10 User
- DECnet-10 System Manager

Instructions for including this material in your notebook set are listed on the following pages. Be sure you have installed all notebook set updates previous to this. Your latest Update Notice in Notebook 1 should have the following SDC order number: AD-J010A-90.

Follow each instruction on the following pages in order. When you have completed all the instructions, check the contents of each binder by the Contents page at the front of the binder. This update will include another binder in your set, bringing the total number of binders to 20.



## INSTRUCTIONS

### NOTEBOOK 2:

1. Update the TOPS-10 Operating System Commands Manual using the update instructions provided with the manual's update pages.

### NOTEBOOK 4:

2. Replace the TOPS-10 Monitor Calls Manual Vol. 1 with the new version.

### NOTEBOOK 5:

3. Replace the spine insert and Contents page.
4. Replace the TOPS-10 Monitor Calls Manual Vol. 2 with the new version.
5. Remove the MACRO Assembler Reference Manual and its tab divider. These will be placed into Notebook 6.

### NOTEBOOK 6:

6. Replace the spine insert and Contents page.
7. Insert the MACRO Assembler Reference Manual and its tab divider at the end of the binder.

### NOTEBOOK 7:

8. Remove the entire contents of the binder, and its spine insert.
9. Place the Hardware Reference Manual and its tab divider after the DECsystem-10/DECSYSTEM-20 Processor Reference Manual in Notebook 6.

Retain the tab divider for the TOPS-10/TOPS-20 RSX-20F System Reference Manual. You will use it in Notebook 14.

10. Discard the remainder of the contents.

### NOTEBOOK 8:

11. Remove the spine insert, replacing it with the new spine insert for Notebook 7. Remove the Contents page, replacing it with the new Contents page for Notebook 7.
12. Remove and discard the AID Conversational Language Manual; AID is no longer supported. However, if any programs on your system run under AID, you should keep this manual for future reference.
13. Remove and discard the BLISS-10 Programmer Reference Manual; it has been superseded by the new BLISS Version 4 manuals.
14. Place the following new manuals and tab dividers at the end of this binder:

BLISS-36 Installation Notes  
BLISS-36 Users' Guide

**NEW NOTEBOOK 8:**

15. Place the spine insert and Contents page for Notebook 8 into the free binder from old Notebook 7.

16. Insert the BLISS Language Guide and its tab divider.

Using the instructions included in the manual's update package, update the BLISS Language Guide.

**NOTEBOOK 9:**

17. Replace the spine insert and Contents page.

18. Insert the XPORT Programmer's Guide and tab divider at the front of the binder.

**NOTEBOOK 11:**

19. Update the Data Interchange Library User's Guide, using the instructions provided in the manual's update pages.

**NOTEBOOK 14:**

20. Replace the spine insert and Contents page.

21. Insert the new version of the TOPS-10/20 RSX-20F System Reference Manual, and the tab divider you saved from the old Notebook 7, immediately after the TOPS-10 Networks Software Installation Guide.

22. Remove and discard the DN92 Remote Station Guide. It was superseded by information in the TOPS-10 Remote Station Guide.

**NOTEBOOK 15:**

23. Replace the spine insert and Contents page.

24. Remove and discard the TOPS-10 Monitor Installation Guide. However, if you have a TOPS-10 system running on a KA or KI processor, you should keep the Monitor Installation Guide for future reference.

25. Insert the tab divider and manual TOPS-10 Software Installation Guide. Note that this manual supersedes the TOPS-10 Monitor Installation Guide for KL and KS systems.

26. Remove and discard the PCS-10/20 Installation Manual and the PCS-10/20 Reference Manual. PCS-10/20 is no longer supported. However, if any program on your system(s) is written for PCS, you should keep these manuals for future reference.

**NOTEBOOK 16:**

27. Replace the spine insert and Contents page.
28. Remove the tab divider "Supplementary System Reference" and the specifications following it. Discard the tab divider and the BOOTS specification (BOOTS is no longer supported).

Save the following specifications for use in Notebook 17:

BATCON  
KSCOM  
KSFORM  
TWICE

29. Update the TOPS-10 Operator's Guide using the update pages and instructions that are provided.

**NOTEBOOK 17:**

30. Replace the spine insert and Contents page.
31. Remove and discard the tab divider named "System Administration Reference," and the following specifications:

ADMCOM  
INITIA  
REACT  
RUNREA

Refer to the Software Installation Guide for new documentation on these subjects.

32. Insert the tab divider named "Supplementary Operators' Reference" (provided in the update package) and then insert the specifications you removed from Notebook 16. The specifications should be arranged in the following order:

Supplementary Operator's Reference:

BATCON  
DSKLST  
DSKRAT  
FACT  
KSCOM  
KSFORM  
TWICE

**NOTEBOOK 18:**

33. Replace the spine insert and Contents page.
34. Replace the Stopcodes Specification with the new version.
35. Remove the tab divider named System Simulation/Testing and the specifications following it. Place them at the end of Notebook 17.
36. Remove the SOUP Programmer's Reference Manual and its tab divider. Place these at the end of Notebook 15.
37. Place the Monitor Tables Descriptions at end of the notebook.

**NOTEBOOK 19:**

38. Replace the spine insert and Contents page.
39. Remove the tab divider and TOPS-10/TOPS-20 SPEAR Manual and place them in Notebook 18, at the end of the notebook.
40. Remove Monitor Tables Descriptions and its tab divider. Put the tab divider into Notebook 18, placing it immediately before the new Monitor Tables Descriptions. Discard the old Monitor Tables Descriptions.
41. Remove the tab divider named "Additional System Reference" and the specifications following it. Discard the tab divider, the DAEMON specification, and the LOGIN specification. Both of these specifications are obsolete, and pertinent information can be found elsewhere in the notebook set.
42. Place the remaining specifications (DISKIO, FNDBLK, SCHED, and WILD) into Notebook 17, after the tab divider named "Supplementary Operators' Reference." The specifications in this section should be arranged in the following order (specifications from Notebook 19 are denoted by \*).

Supplementary Operators' Reference:

BATCON  
DISKIO \*  
DSKLST  
DSKRAT  
FACT  
FDNBLK \*  
KSCOM  
KDFORM  
SCHED \*  
TWICE  
WILD \*

43. Place the tab dividers and following manuals into the binder:

DBMS-10 Programmer's Procedures Manual  
DBMS-10 Administrator's Procedures Manual

**NOTEBOOK 20:**

44. Place the spine insert and the Contents page for Notebook 20 into the new binder.

45. Place the following manuals and their tab dividers into the binder in the following order:

Tab divider: Introduction to DECnet  
Introduction to DECnet

Tab divider: DECnet-10 Installation  
DECnet-10 Installation and Generation Manual

Tab divider: DECnet-10 Manager and Operator  
DECnet-10 System Manager's and Operators' Guide

Tab divider: DECnet-10 User  
DECnet-10 User's Guide

**NOTEBOOK 1:**

46. Replace the spine insert with the new one that is provided.

47. Replace the Master Table of Contents with the new one.

48. Insert Update notice and instructions immediately after the tab divider "Update Notices."

**KEEP THIS UPDATE NOTICE IN YOUR MANUAL TO MAINTAIN AN UP-TO-DATE RECORD OF CHANGES.**

**TYPE AND IDENTIFICATION OF DOCUMENTATION CHANGES.**

Five types of changes are used to update documents contained in the TOPS-10 software manuals. Change symbols and notations are used to specify where, when, and why alterations were made to each update page. The five types of update changes and the manner in which each is identified are described in the following table.

The Following Symbols and/or Notations	Identify the Following Types of Update Changes
1. Change bar in outside margin; version number and change date printed at bottom of page.	1. Changes were required by a new version of the software being described.
2. Change bar in outside margin; change date printed at bottom of page.	2. Changes were required to either clarify or correct the existing material.
3. Change date printed at bottom of page.	3. Changes were made for editorial purposes but use of the software is not affected.
4. Bullet (●) in outside margin; version number and change date printed at bottom of page.	4. Data was deleted to comply with a new version of the software being described.
5. Bullet (●) in outside margin; change date printed at bottom of page.	5. Data was deleted to either clarify or correct the existing material.

# **UPDATE NOTICE**

## **TOPS-10 SOFTWARE NOTEBOOKS AD-J010A-90**

**January 1984**

### Contents of the Update

1. DIGITAL Networking Pocket Guide
2. TOPS-10/20/VAX-11 FORTRAN Compatibility Manual
3. TOPS-10/20 Math Library Reference Manual

The instructions for inserting this update start on the following page.

**TOPS-10 Software Notebook Set**  
**Update 90**

This update to the TOPS-10 Software Notebook Set contains the following manuals, which may be ordered using the following SDC order numbers:

DIGITAL Networking Pocket Guide	AV-N956A-TK
TOPS-10/20/VAX-11 FORTRAN Compatibility Manual	AA-Y868A-TK
TOPS-10/20 Math Library Reference Manual	AA-M400A-TK

The following additional material is also supplied in this update package:

Tab Dividers:

- FORTRAN Compatibility
- Math Library

Contents Pages:

- Notebook 11
- Notebook 18

Spines:

- Notebook 11
- Notebook 18

Master Table of Contents

Update Notice

Update Instructions



## INSTRUCTIONS

This package contains the 90th update to the TOPS-10 Software Notebook Set. Included are new manuals and a reference card. To include the new manuals in the notebook set, follow these instructions.

### NOTEBOOK 11:

1. Replace the spine insert with the new spine that is provided in this update package.
2. Replace the Contents Page with the new Contents Page provided.
3. Remove the manual entitled Science Library and FORTRAN Utility Subprograms from this binder. You may discard this manual if you have no use for it. It describes software that is no longer sold by DIGITAL.
4. In place of the manual you removed, insert the following new manuals, with their tab dividers:  
TOPS-10/20/VAX-11 FORTRAN Compatibility Manual  
TOPS-10/20 Math Library Reference Manual

### NOTEBOOK 18:

1. Replace the spine insert with the new spine provided in the update package.
2. Replace the Contents Page with the new Contents Page.
3. Remove the SYSERR Manual from this binder. You may discard the SYSERR Manual, for the SYSERR program has been replaced by the SPEAR program. SPEAR documentation can be found in Notebook 19.

### NOTEBOOK 1:

1. Replace the Master Table of Contents with the new one that is provided.
2. Insert this update notice and instructions after the tab divider labelled "Update Notice."

**KEEP THIS UPDATE NOTICE IN YOUR MANUAL TO MAINTAIN AN UP-TO-DATE RECORD OF CHANGES.**

**TYPE AND IDENTIFICATION OF DOCUMENTATION CHANGES.**

Five types of changes are used to update documents contained in the TOPS-10 software manuals. Change symbols and notations are used to specify where, when, and why alterations were made to each update page. The five types of update changes and the manner in which each is identified are described in the following table.

The Following Symbols and/or Notations	Identify the Following Types of Update Changes
1. Change bar in outside margin; version number and change date printed at bottom of page.	1. Changes were required by a new version of the software being described.
2. Change bar in outside margin; change date printed at bottom of page.	2. Changes were required to either clarify or correct the existing material.
3. Change date printed at bottom of page.	3. Changes were made for editorial purposes but use of the software is not affected.
4. Bullet (●) in outside margin; version number and change date printed at bottom of page.	4. Data was deleted to comply with a new version of the software being described.
5. Bullet (●) in outside margin; change date printed at bottom of page.	5. Data was deleted to either clarify or correct the existing material.

# UPDATE NOTICE

## TOPS-10 SOFTWARE NOTEBOOKS AD-J010A-89

June 1983

### Contents of the Update

1. FORTRAN Version 7 Documentation
2. Data Interchange Library User's Guide
3. LINK Reference Manual
4. IBM Emulation/Termination Manual
5. DECmail/MS Manual
6. TOPS-10/20 OPR Reference Card

The instructions for inserting this update start on the following page.

Copyright ©, 1983, Digital Equipment Corporation.

All Rights Reserved.

## INSTRUCTIONS

This package contains the 89th update to the TOPS-10 Software Notebook Set. Included are both manuals and reference cards. The following instructions should be used to incorporate the manuals into the notebook set.

Update 89 introduces several new manuals to the notebook set. Therefore, a new binder is being incorporated. The following instructions are best accomplished in the specified order.

First, place the spine insert for Notebook 11 into the current binder numbered 11.

Second, place the spine insert for Notebook 12 into the new binder provided in the update package.

Third, place the spine insert for Notebook 13 into the current Notebook 12.

Then continue to the end of the binder set, placing the spine inserts into each binder, noting that the current binder numbers will be increased by 1. In the end, you will have 19 binders.

### NOTEBOOK 11:

1. With the numbering scheme thus established, you can begin to incorporate the manuals. In Notebook 11, replace the Contents Page with the new one that is provided.
2. Replace the FORTRAN Language Manual with the new version of this manual that is provided in the update package (order number AA-N383A-TK). Place the new FORTRAN Installation Guide (AA-P345A-TB) and its tab divider (labelled FORTRAN Installation) immediately following the Language Manual.
3. Remove the following manuals and their tab dividers:

Introduction to IQL  
IQL User's Guide

Put them aside for a moment. In their place, insert the new DIL User's Guide (AA-M581A-TK) and the appropriate tab divider (labelled DIL User's Guide).

### NOTEBOOK 12:

4. In the new binder, place the Contents Page provided. Then place the following manuals and tab dividers into the binder:

Introduction to IQL  
IQL User's Guide

5. Remove the CPL-10/20 User's Guide and its tab divider from binder 13. Place them at the end of the binder following the IQL User's Guide.

### NOTEBOOK 13:

6. Replace the Contents Page with the one provided in the update package. Replace the LINK Reference Manual with the new version provided in the update (AA-0988D-TB).

**NOTEBOOK 14:**

7. Replace the Contents Page and the IBM Emulation/Termination Manual with the new version that is provided in the update package (AA-D612B-TB).

**NOTEBOOKS 15 – 19:**

8. Replace the Contents Pages for these binders with the new Contents Pages that are provided.

**NOTEBOOK 3:**

9. Replace the spine and Contents Page with the new ones that are provided. Place the new DECmail/MS Manual (AA-M840A-TK) and its tab divider into the binder after the SOS Reference Manual.

**NOTEBOOK 1:**

10. Replace the Master Table of Contents, and put the Update Notice from this update package at the front of the section reserved for Update Notices.

**KEEP THIS UPDATE NOTICE IN YOUR MANUAL TO MAINTAIN AN UP-TO-DATE RECORD OF CHANGES.****TYPE AND IDENTIFICATION OF DOCUMENTATION CHANGES.**

Five types of changes are used to update documents contained in the TOPS-10 software manuals. Change symbols and notations are used to specify where, when, and why alterations were made to each update page. The five types of update changes and the manner in which each is identified are described in the following table.

The Following Symbols and/or Notations	Identify the Following Types of Update Changes
1. Change bar in outside margin; version number and change date printed at bottom of page.	1. Changes were required by a new version of the software being described.
2. Change bar in outside margin; change date printed at bottom of page.	2. Changes were required to either clarify or correct the existing material.
3. Change date printed at bottom of page.	3. Changes were made for editorial purposes but use of the software is not affected.
4. Bullet (●) in outside margin; version number and change date printed at bottom of page.	4. Data was deleted to comply with a new version of the software being described.
5. Bullet (●) in outside margin; change date printed at bottom of page.	5. Data was deleted to either clarify or correct the existing material.

## TOPS-10 Software Notebook Set

### Update 89

This update to the TOPS-10 Software Notebook Set contains the following manuals, which may be ordered using the following SDC order numbers:

TOPS-10/TOPS-20 DECmail/MS Manual	AA-M840A-TK
TOPS-10/TOPS-20 FORTRAN Language Manual	AA-N383A-TK
TOPS-10 FORTRAN Installation Guide	AA-P345A-TB
Data Interchange Library User's Guide	AA-M581A-TK
TOPS-10 LINK Reference Manual	AA-0988D-TB
TOPS-10 IBM Emulation/Termination Manual	AA-D612B-TB
TOPS-10/TOPS-20 OPR Reference Card	AV-P380A-TK
TOPS-10/TOPS-20 FORTRAN Reference Card	AV-P529A-TK

The following additional material is also supplied in this update package:

#### Tab Dividers:

- FORTRAN Installation
- DIL User's Guide
- DECmail/MS Manual

#### Contents Pages:

- Notebook 3
- Notebooks 11-19

#### New White Binder

#### Spines:

- Notebook 3
- Notebooks 11-19

#### Master Table of Contents

Update Notice

Update Instructions

# UPDATE NOTICE

## TOPS-10 SOFTWARE NOTEBOOKS AD-J010A-88

July 1982

### Contents of the Update

Update 88 to the Notebook Set contains the following documents:

1. TOPS-10/TOPS-20 Batch Reference Manual  
plus an update to that manual
2. TOPS-10 Tape Processing Manual
3. TOPS-10 Operator's Command Language Reference Manual
4. TOPS-10/TOPS-20 USAGE File Specification  
plus an update to that document
5. TOPS-10/TOPS-20 COBOL Conversion Utility Guide  
plus several other revisions and updates

The instructions for inserting this update start on the following page.

## **INSTRUCTIONS**

### **AD-J010A-88**

New spine inserts have been provided for all the binders in the notebook set. In addition, a new binder has been provided. It is important that you follow these instructions carefully to ensure that you update your notebook set correctly.

First, replace the spine inserts for Notebooks 1 through 16 with the spine inserts for 1 through 16 that are provided.

Second, place the spine insert for Notebook 17 into the new binder provided in this update package.

Third, replace the spine insert in old Notebook 17 with the new spine insert number 18.

Now you can update the notebooks in the following order:

#### **NOTEBOOK 2**

1. Replace the Contents Page with the new one that is provided.
2. Update the TOPS-10 Operating System Commands Manual with the instructions provided.
3. Place the new TOPS-10/TOPS-20 Batch Reference Manual and its tab divider at the end of the notebook.
4. Update the Batch Reference Manual with the update package that is provided.

#### **NOTEBOOK 4**

1. Replace the Contents Page with the new one that is provided.
2. Remove the following manuals:

GALAXY Batch Reference Manual  
GALAXY Operations and System Programming Procedures

These manuals may be discarded, because the same information for GALAXY 4.1 can be found in the TOPS-10/TOPS-20 Batch Reference Manual, which you placed into Notebook 2.

3. Remove and set aside the BATCON Specification and its divider. It will be placed in Notebook 15 later.
4. Place the TOPS-10 Tape Processing Manual and its tab divider after the Monitor Calls Manual (Volume 1).

#### **NOTEBOOK 9**

1. Replace the Contents Page with the new one that is provided.
2. Place the TOPS-10/TOPS-20 COBOL Conversion Utility Guide and its tab divider after the COBOL-68 Language Manual.

#### **NOTEBOOK 13**

1. Replace the Contents Page with the new one that is provided.
2. Remove the TOPS-10 DN200 Remote Station Guide and its tab divider. In its place, insert the TOPS-10 Remote Station Guide and tab divider that are provided. You may discard the DN200 Remote Station Guide because the information is provided in the TOPS-10 Remote Station Guide.



## **NOTEBOOK 14**

Update the TOPS-10 Monitor Installation Guide with the update package that is provided.

## **NOTEBOOK 15**

1. Replace the Contents Page with the new one that is provided.
2. Update the TOPS-10 Operator's Guide with the update package that is provided.
3. Place the BATCON Specification and its divider (which you removed from Notebook 4) immediately after the tab divider named "Supplementary Operator's Reference."

## **NOTEBOOK 16**

1. Replace the Contents Page with the new one that is provided.
2. Remove the following documents from this notebook:

TOPS-10 Crash Analysis Guide  
TOPS-10/TOPS-20 SYSERR Manual  
STOPCD Specification  
Tab divider: System Simulation/Testing  
MONTST Specification  
MULTI Specification  
SCRIPT Specification  
SIMPKG Specification

Put these documents aside. They will be placed in the new Notebook 17.

3. Place the new TOPS-10 Operator's Command Language Reference Manual and its tab divider at the front of notebook.
4. Place the new TOPS-10/TOPS-20 USAGE File Specification and its tab divider after the TOPS-10 Operator's Command Language Reference Manual.
5. Update the TOPS-10/TOPS-20 USAGE File Specification with the update package that is provided.
6. Replace the tab divider named Supplementary System Support with the new tab divider System Administration Reference.
7. Replace the INITIA Specification with the revised INITIA Specification that is provided.
8. Replace the REACT and RUNREA Specifications with the REACT Specification that is provided.  
You may discard the old INITIA, REACT, and RUNREA Specifications. That information is provided in the new specifications.
9. Remove the SOUP Programmer's Reference Manual and put it aside. It will be placed in the new Notebook 17.

## NOTEBOOK 17

1. Place the new Contents Page in this new notebook.
2. Place the material that you removed from Notebook 16 into this notebook. The documents that you should place in Notebook 17 are, in the correct order:

TOPS-10 Crash Analysis Guide  
TOPS-10/TOPS-20 SYSERR Manual  
STOPCD Specification  
Tab divider: System Simulation/Testing  
MONTST Specification  
MULTI Specification  
PERF Specification  
SCRIPT Specification  
SIMPKG Specification  
SOUP Programmer's Reference Manual

## NOTEBOOK 18

1. Replace the Contents Page with the new one that is provided.

## NOTEBOOK 1

1. Replace the Master Table of Contents with the new one provided.
2. Place the update notice for this Notebook Set Update into the front of the section reserved for update notices.

### **KEEP THIS UPDATE NOTICE IN YOUR MANUAL TO MAINTAIN AN UP-TO-DATE RECORD OF CHANGES.**

#### **TYPE AND IDENTIFICATION OF DOCUMENTATION CHANGES.**

Five types of changes are used to update documents contained in the TOPS-10 software manuals. Change symbols and notations are used to specify where, when, and why alterations were made to each update page. The five types of update changes and the manner in which each is identified are described in the following table.

#### The Following Symbols and/or Notations

1. Change bar in outside margin; version number and change date printed at bottom of page.
2. Change bar in outside margin; change date printed at bottom of page.
3. Change date printed at bottom of page.
4. Bullet (●) in outside margin; version number and change date printed at bottom of page.
5. Bullet (●) in outside margin; change date printed at bottom of page.

#### Identify the Following Types of Update Changes

1. Changes were required by a new version of the software being described.
2. Changes were required to either clarify or correct the existing material.
3. Changes were made for editorial purposes but use of the software is not affected.
4. Data was deleted to comply with a new version of the software being described.
5. Data was deleted to either clarify or correct the existing material.

# UPDATE NOTICE

## TOPS-10 SOFTWARE NOTEBOOKS AD-J010A-87

June 1982

### Contents of the Update

1. TOPS-10/20 DDT Reference Card
2. DECsystem-10/20 Processor Reference Manual Update
3. TOPS-10 Monitor Installation Guide Update
4. TOPS-10 Operator's Guide Update
5. TOPS-10/20 SPEAR Documentation

The instructions for inserting this update start on the following page.

## **INSTRUCTIONS**

### **AD-J010A-87**

#### **REFERENCE CARDS**

1. This update includes the following new reference cards:

TOPS-10/20 DDT Reference Card (AV-M272A-TK)  
TOPS-10/20 SPEAR Reference Card (AV-M752A-TK)

#### **NOTEBOOK 6**

1. Using the Update Notice to the DECsystem-10/DECSYSTEM-20 Processor Reference Manual as a guide, replace the appropriate pages in the Processor Manual (AA-H391A-TK) with the ones included in the update.

#### **NOTEBOOK 14**

1. Using the Update Notice to the TOPS-10 Monitor Installation Guide as a guide, replace the appropriate pages in the Installation Guide (AA-5056B-TB) with the ones included in the update.

#### **NOTEBOOK 15**

1. Using the Update Notice to the TOPS-10 Operator's Guide as a guide, replace the appropriate pages in the Operator's Guide (AA-H283A-TB) with the ones included in the update.

#### **NOTEBOOK 17**

1. Replace the spine insert for Notebook 17 with the revised one included in this update.
2. Replace the Contents Page for Notebook 17 with the revised one included in this update.
3. Insert both the divider labeled SPEAR and the manual of the same name (AA-J833A-TK) immediately after the Contents Page.
4. Remove and discard the FILDAE Specification and its divider. This information is now in the TOPS-10 Monitor Calls Manual, Volume 2.

#### **NOTEBOOK 1**

1. Replace the Master Table of Contents with the revised one included in this update.
2. Insert this update notice immediately after the divider labeled Update Notices.

**KEEP THIS UPDATE NOTICE IN YOUR MANUAL TO MAINTAIN AN UP-TO-DATE RECORD OF CHANGES.**

**TYPE AND IDENTIFICATION OF DOCUMENTATION CHANGES.**

Five types of changes are used to update documents contained in the TOPS-10 software manuals. Change symbols and notations are used to specify where, when, and why alterations were made to each update page. The five types of update changes and the manner in which each is identified are described in the following table.

The Following Symbols and/or Notations	Identify the Following Types of Update Changes
1. Change bar in outside margin; version number and change date printed at bottom of page.	1. Changes were required by a new version of the software being described.
2. Change bar in outside margin; change date printed at bottom of page.	2. Changes were required to either clarify or correct the existing material.
3. Change date printed at bottom of page.	3. Changes were made for editorial purposes but use of the software is not affected.
4. Bullet (●) in outside margin; version number and change date printed at bottom of page.	4. Data was deleted to comply with a new version of the software being described.
5. Bullet (●) in outside margin; change date printed at bottom of page.	5. Data was deleted to either clarify or correct the existing material.

# UPDATE NOTICE

## TOPS-10 SOFTWARE NOTEBOOKS AD-J010A-86

January 1982

### Contents of the Update

1. TOPS-10/20 FORTRAN Reference Card
2. TOPS-10/20 FORTRAN Language Reference Manual
3. TOPS-10 MAKLIB User's Guide
4. TOPS-10 SORT/MERGE User's Guide

The instructions for inserting this update start on the following page.

Copyright ©, 1982, Digital Equipment Corporation.

All Rights Reserved.

# **UPDATE NOTICE**

## **TOPS-10 SOFTWARE NOTEBOOKS AD-J010A-85**

**October 1981**

### Contents of the Update

1. TOPS-10 Monitor Calls Quick Reference Guide (AV-0978D-TB)
2. TOPS-10 Commands Quick Reference Guide (AV-K729A-TB)
3. TOPS-10/TOPS-20 COBOL-74 Reference Card (AV-L854A-TK)
4. DEC-system-10 Technical Summary (EE-21041-26)
5. TOPS-10 RSX-20F System Reference Manual (AA-H352B-TK)
6. Updates to several manuals and one specification.

The instructions for inserting this update start on the following page.

**UPDATE NOTICE**

**TOPS-10  
SOFTWARE NOTEBOOKS  
(AD-J010A-82)**

This update consists of six packages of new and revised manuals, and includes instructions for the incorporation of all six packages. The packages are numbered from 1 to 6. It is very important that you follow the instructions. Do not go on to the next package until the instructions tell you to. At the top of each package is a list of the manuals that are in the package.

The instructions for inserting this update begin on the next page.



## SOFTWARE NOTEBOOKS

## Update Material

(AD-J010A-81)

The 81st distribution of update material for the TOPS-10 SOFTWARE NOTEBOOKS consists of the following items:

1. This update notice, which includes the SOFTWARE NOTEBOOKS Comment Card
2. A revised Table of Contents for Notebook 10
3. A new divider labeled INTRODUCTION TO IQL
4. A new TOPS-10/TOPS-20 Introduction to Interactive Query Language Manual
5. A revised Master Table of Contents
6. A revised list of TOPS-10 manuals available from the SDC (Software Distribution Center)

## INSTRUCTIONS FOR NOTEBOOK 10

1. Replace the existing Table of Contents with the revised one supplied in this update.
2. Insert the new divider labeled INTRODUCTION TO IQL immediately before the divider labeled IQL USER'S GUIDE.
3. Insert the new TOPS-10/TOPS-20 Introduction to Interactive Query Language Manual immediately after its divider.

## INSTRUCTIONS FOR NOTEBOOK 1

1. Replace the existing Master Table of Contents with the revised one supplied in this update.
2. On completion of the foregoing instructions, insert this update notice into Notebook 1 immediately after the tab divider labeled UPDATE NOTICES.

For your convenience, a SOFTWARE NOTEBOOKS Comment Card and a list of TOPS-10 manuals available from the SDC (Software Distribution Center) have been included as part of this update notice. You can insert them into Notebook 1 along with this notice.

**TOPS-10  
SOFTWARE NOTEBOOKS COMMENT CARD**

Do you have any suggestions to improve the organization of the TOPS-10 Software Notebooks? If so, please specify.

---



---

Are there any other manuals which you would like to see within the Software Notebooks? If so, please specify the names of those manuals.

---



---

Are there any manuals within the Software Notebooks that you feel should be deleted? If so, please specify the names of those manuals.

---



---

Are you missing any pages from your Software Notebooks? If so, please specify the missing page numbers.

---



---

Please indicate the type of user/reader that you most nearly represent

- Assembly language programmer
- Higher-level language programmer
- Occasional programmer (experienced)
- User with little programming experience
- Student programmer
- Non-programmer interested in computer concepts and capabilities

Name \_\_\_\_\_ Date \_\_\_\_\_

Organization \_\_\_\_\_ Telephone \_\_\_\_\_

Street \_\_\_\_\_

City \_\_\_\_\_ State \_\_\_\_\_ Zip Code/Country \_\_\_\_\_

If you require a written reply, please check here.


Please cut along this line.

-----Do Not Tear - Fold Here and Tape-----

**digital**



No Postage  
Necessary  
if Mailed in the  
United States



**BUSINESS REPLY MAIL**  
FIRST CLASS PERMIT NO. 33 MAYNARD MASS.

POSTAGE WILL BE PAID BY ADDRESSEE

**SOFTWARE PUBLICATIONS**  
200 FOREST STREET MR1-2/E37  
MARLBOROUGH, MASSACHUSETTS 01752

-----Do Not Tear - Fold Here and Tape-----

Cut Along Dotted Line

TOPS-10 Software Publications

July 1979

MANUALS AVAILABLE FROM SDC

AID Manual (V1)	DEC-10-NAIDA-A-D
ALGOL Programmer's Guide (10/20)	AA-0196C-TK
APL Programmer's Reference Manual	DEC-10-LAPLA-B-D
APLSF Programmer's Reference Manual (V1)	DEC-10-LPLSA-A-D
APLSF Programmer's Reference Manual Update (V1)	DEC-10-LPLSA-A-DN1
BASIC Conversational Language Manual (V17D)	DEC-10-LBLMA-A-D
BASIC Language Reference Card (V17D)	DEC-10-XBRCA-A-D
BLISS-10 Programmer's Reference Manual (V4)	DEC-10-LBRMA-A-D
Beginner's Guide to Multiprogram Batch (V2)	DEC-10-OMPBA-C-D
COBOL Pocket Reference Card (V6,COBOL;V7,LIBOL)	DEC-10-OCRCA-A-D
COBOL-68 Language Manual (Version 12)	AA-5057A-TK
COBOL-68 Language Manual Update (V12)	AD-5057A-T1
COBOL-74 Language Manual	AA-5059A-TK
COGO-10/20 User's Manual (V1)	AA-5510A-TK
COGO-10/20 Installation Guide (V1)	AA-5511A-TK
CPL-10/20 User's Manual	DEC-10-LCPLA-B-D
Crash Analysis Guide	AA-H206A-TB
DBMS Administrator's Procedures Manual (V5)	AA-0899C-TB
DBMS Programmer's Procedures Manual (V5)	AA-0901C-TB
DN200 Remote Station Guide	AA-D783A-TB
DN92 Remote Station User's Guide	AA-5711A-TB
Documentation Directory	AA-0858C-TB
FORTRAN IV (F40) Programmer's Reference Manual (V27)	DEC-10-LFLMA-B-D
FORTRAN-10 Programmer's Reference Manual (V5)	AA-0944E-TB
Galaxy Batch Reference Manual (V1)	DEC-10-OGBRA-A-D
Galaxy Batch Reference Manual Update (V2)	DEC-10-OGBRA-A-DN1
Galaxy Operations and System Programming Procedures Manual (V1)	DEC-10-OGBOA-A-D
Galaxy Operations and System Programming Procedures Manual Update (V2)	DEC-10-OGBOA-DN1
Getting Started With Batch	AA-D303A-TB
Getting Started With DECSYSTEM-10 (V6.02)	DEC-10-XGSDA-A-D
Getting Started With TOPS-10 Commands (V6.02)	DEC-10-OTSCA-A-D
Hardware Reference Manual (Volume I)	EK-10/20-HR-001
Hardware Reference Manual (KA/KI)	DEC-10-XSRMA-A-D
Hardware Reference Manual Update (KL)	DEC-10-XSRMA-A-DN1
IBM Emulation/Termination DN61: 2780/3780	AA-D612A-TB
Interactive Query Language User's Guide (V3)	AA-H282A-TK
Introduction to Interactive Query Language (V3)	AA-0947B-TK
Introduction to TECO (V23)	DEC-10-UTECA-A-D
LINK Reference Manual (V4)	AA-0988C-TB
LINK Reference Manual Update	AD-0988C-T1
MACRO Assembler Reference Manual (V53)	AA-C780C-TB
MACY11 Assembler User's Guide	DEC-10-LMACA-A-D
MCS Administrator's Procedures Manual (V2)	AA-0912C-TB
MCS Operator's Procedures Manual (V2)	AA-0913C-TB
MCS Programmer's Procedures Manual (V2)	AA-0914B-TB
Monitor Calls Pocket Reference Guide (V6.02)	DEC-10-OMCRB-C-D
Monitor Calls Manual (V6.03)	AA-0974C-TB
Monitor Calls Manual Update	AD-0974C-T1
Monitor Installation Guide for the DECSYSTEM-2020	AA-D978A-TB
Monitor Installation Guide for the DECSYSTEM-2020 Update	AD-D978A-T1
Networks Programmer's Guide and Reference Manual	DEC-10-ONPGA-A-D

Networks Programmer's Guide and Reference Manual Update (V6.03A)	DEC-10-ONPGA-A-DN1
Operating System Commands Manual (V6.03)	AA-0916C-TB
Operating System Commands Manual Update	AD-0916C-T1
Operating System Commands Reference Card (V6.02)	DEC-10-OTSMB-C-D
Operator's Guide (KL Series) (V6.03)	AA-5104A-TB
Operator's Guide (KL Series) Update	AA-5104A-T1
Operator's Guide (KL Series) Update	AD-5104A-T2
Operator's Guide (KL Series) Update	AD-5104A-T3
Operator's Guide (KL Series) Update	AD-5104A-T4
Operator's Guide for the DECSYSTEM-2020	AA-D979A-TB
PCS-10/20 Installation Guide	AA-5513A-TK
PCS-10/20 Project Control System Reference Manual	AA-5512A-TK
RSX-20F System Specifications	AA-H213A-TK
SORT/MERGE User's Guide (V4)	AA-0997C-TB
SOS Reference Manual	AA-D598A-TB
SOS Reference Card	AV-D578A-TB
SYSERR Manual	AA-D533A-TK
System Reference Card (10/20)	DEC-10-XSRCA-B-D
TECO Reference Manual (V23)	DEC-10-ETEE-D
TECO Reference Manual Update (V23B)	DEC-10-UTPRA-A-DN1
Utilities Manual	DEC-10-UTILA-A-D
Utilities Manual Update	DEC-10-UTILA-A-DN1

Software Notebook Update 79 (Subscription Only)  
 COBOL-68 Language Manual Update

Software Notebook Update 80 (Subscription Only)  
 CPL-10/20 User's Manual

Software Notebook Update 81 (Subscription Only)  
 Introduction to Interactive Query  
 Language Update

IN PROGRESS

	TARGET PUBLICATION DATE
Batch Reference Manual	Oct - Dec '79
Monitor Calls Manual	-- ----
Operating System Commands Manual	-- ----
Operator's Guide	-- ----
Hardware Reference Manual (Volume II)	-- ----
DBMS 10/20 Data Description Language Reference	-- ----
DBMS 10/20 Data Manipulation Language Reference	-- ----
DBMS 10/20 User's Guide	-- ----
DBMS 10/20 Utilities Manual	-- ----
UETP Reference Manual (V2)	Oct - Dec '79
APLSF Language Manual (V2)	Jan - Mar '80
FORTTRAN Language Manual (V6)	Jan - Mar '80
Hardware Reference Manual (Volume 1)	July - Sept '79
IBM Emulation-Termination DN61: 2780/3780	July - Sept '79
RSX20F System Reference Manual	Oct - Dec '79
SYSERR Manual	Oct - Dec '79
Operator's Command Language Reference Manual	-- ----

## SOFTWARE NOTEBOOKS

## Update Material

(AD-J010A-80)

The 80th distribution of update material for the TOPS-10 SOFTWARE NOTEBOOKS consists of the following items:

1. This update notice, which includes the SOFTWARE NOTEBOOKS Comment Card
2. Spine inserts for Notebooks 9, 12, 13, 14, 15, and 16
3. A new divider labeled COBOL-74
4. A CPL-10/20 User's Manual and its tabbed divider
5. A Table of Contents for Notebook 9
6. A Table of Contents for Notebook 12
7. A Table of Contents for Notebook 13
8. A Table of Contents for Notebook 14
9. A Table of Contents for Notebook 15
10. A Table of Contents for Notebook 16
11. A revised Master Table of Contents
12. A revised list of TOPS-10 manuals available from the Software Distribution Center

## INSTRUCTIONS FOR NOTEBOOK 9

1. Replace the spine with the one supplied in this update.
2. Replace the Table of Contents with the one supplied in this update.
3. Insert the new tabbed divider COBOL-74 immediately behind the Table of Contents.
4. Insert the CPL-10/20 User's Manual and its tabbed divider at the back of the Notebook.

## INSTRUCTIONS FOR NOTEBOOK 12

1. Replace the spine with the new one supplied in this update.
2. Replace the Table of Contents with the one supplied in this update.

3. Remove and discard the following specifications and their dividers:

ALCFIL	GRIPE
CDRSTK	HELPER
CHKPNT	LIPS
DIRECT	LOOKFL
DATDMP	MULTI
DUMP	MTASRX
ERROR	
FAILCD	
FILTST	

Be sure to check with your System Administrator before discarding these documents.

4. Remove and set aside the following specifications and their dividers:

LOKUUO through MONERR

5. Place the PCS-10/20 Project Control System Reference Manual and its tabbed divider (from Notebook 15) immediately behind the Table of Contents for Notebook 12.

#### INSTRUCTIONS FOR NOTEBOOK 13

1. Replace the spine with the new one supplied in this update.
2. Replace the Table of Contents with the new one supplied in this update.
3. Remove and discard the following specifications and their dividers:

NEW602  
RIBEXT  
RUNOFF  
SCNSER  
SETSRC  
SYSMSG

Be sure to check with your System Administrator before discarding these documents.

4. Remove and set aside the SYSERR manual and its divider.
5. Place the LOKUUO, METER, and MONERR specifications and their dividers, which were set aside from Notebook 12, into Notebook 13 immediately behind the Table of Contents.

#### INSTRUCTIONS FOR NOTEBOOK 14

1. Replace the spine with the new one supplied in this update.
2. Replace the Table of Contents with the new one supplied in this update.
3. Remove and set aside the contents of this notebook beginning with the IBM DN61 tabbed divider through to the end of the Notebook.
4. Place the TOPS-10 Monitor Installation Guide for the DECSYSTEM-2020 and its tabbed divider (from Notebook 16) immediately behind the Networks Software Installation Guide.

5. Place the PCS Installation Guide and its tabbed divider (from Notebook 15) immediately behind the TOPS-10 Monitor Installation Guide for the DECSYSTEM-2020.
6. Place the SYSERR Manual and its divider (set aside from Notebook 13) immediately behind the PCS Installation Guide.

#### INSTRUCTIONS FOR NOTEBOOK 15

1. Replace the spine with the new one supplied in this update.
2. Replace the Table of Contents with the new one supplied in this update.
3. Remove and set aside the Operator's Supplementary Procedures and their dividers.
4. Insert the TOPS-10 Operator's Guide for the DECSYSTEM-2020 and its divider (from Notebook 16) immediately behind the KL Series Operator's Guide.

#### INSTRUCTIONS FOR NOTEBOOK 16

1. Replace the spine with the new one supplied in this update.
2. Replace the Table of Contents with the one supplied in this update.
3. Place the following documents and their tabs in the order specified beginning immediately behind the Table of Contents:
  - a. IBM Emulation/Termination DN61 and its divider (set aside from Notebook 14).
  - b. Crash Analysis Guide and its divider (set aside from Notebook 14).
  - c. The Maintenance Documentation tab (set aside from Notebook 14).
  - d. The Monitor Table Descriptions and its divider (set aside from Notebook 14).
  - e. The tabbed divider labeled Supplementary Operator's Procedures (set aside from Notebook 15).
  - f. The ADCOM, MEMPAR, RUNREA, SYSINF, and TWICE procedures and their dividers (set aside from Notebook 15).
  - g. The tabbed divider labeled System Programming Procedures and Techniques (set aside from Notebook 14).
  - h. The BACKUP, CHK11, DMPREF, FILDDT, FNDBLK, GUIDES TO 6.01, MONTST, MULTI, and PATMON procedures and their tabs (set aside from Notebook 14).



#### INSTRUCTIONS FOR NOTEBOOK 1

1. Replace the Master Table of Contents with the one supplied in this update.
2. Insert this Update Notice immediately behind the tab labeled UPDATE NOTICES.

For your convenience, a SOFTWARE NOTEBOOKS Comment Card and a list of TOPS-10 manuals available from the SDC (Software Distribution Center) have been included as part of this update notice. You can insert them into Notebook 1 along with this notice.

**TOPS-10  
SOFTWARE NOTEBOOKS COMMENT CARD**

Do you have any suggestions to improve the organization of the TOPS-10 Software Notebooks? If so, please specify.

---

---

---

Are there any other manuals which you would like to see within the Software Notebooks? If so, please specify the names of those manuals.

---

---

---

Are there any manuals within the Software Notebooks that you feel should be deleted? If so, please specify the names of those manuals.

---

---

---

Are you missing any pages from your Software Notebooks? If so, please specify the missing page numbers.

---

---

---

Please indicate the type of user/reader that you most nearly represent

- Assembly language programmer
- Higher-level language programmer
- Occasional programmer (experienced)
- User with little programming experience
- Student programmer
- Non-programmer interested in computer concepts and capabilities

Name \_\_\_\_\_ Date \_\_\_\_\_

Organization \_\_\_\_\_ Telephone \_\_\_\_\_

Street \_\_\_\_\_

City \_\_\_\_\_ State \_\_\_\_\_ Zip Code/Country \_\_\_\_\_

If you require a written reply, please check here.


Please cut along this line.

-----Do Not Tear - Fold Here and Tape-----

**digital**



No Postage  
Necessary  
if Mailed in the  
United States



**BUSINESS REPLY MAIL**  
FIRST CLASS PERMIT NO. 33 MAYNARD MASS.

POSTAGE WILL BE PAID BY ADDRESSEE

**SOFTWARE PUBLICATIONS**  
200 FOREST STREET MR1-2/E37  
MARLBOROUGH, MASSACHUSETTS 01752

-----Do Not Tear - Fold Here and Tape-----

Cut Along Dotted Line

TOPS-10 Software Publications

May 1979

MANUALS AVAILABLE FROM SDC

AID Manual (V1)	DEC-10-NAIDA-A-D
ALGOL Programmer's Guide (10/20)	AA-0196C-TK
APL Programmer's Reference Manual	DEC-10-LAPLA-B-D
APLSF Programmer's Reference Manual (V1)	DEC-10-LPLSA-A-D
APLSF Programmer's Reference Manual Update (V1)	DEC-10-LPLSA-A-DN1
BASIC Conversational Language Manual (V17D)	DEC-10-LBLMA-A-D
BASIC Language Reference Card (V17D)	DEC-10-XBRCA-A-D
BLISS-10 Programmer's Reference Manual (V4)	DEC-10-LBRMA-A-D
Beginner's Guide to Multiprogram Batch (V2)	DEC-10-OMPBA-C-D
COBOL Pocket Reference Card (V6,COBOL;V7,LIBOL)	DEC-10-OCRCA-A-D
COBOL-68 Language Manual (Version 12)	AA-5057A-TK
COBOL-68 Language Manual Update (V12)	AD-5057A-T1
COBOL-74 Language Manual	AA-5059A-TK
COGO-10/20 User's Manual (V1)	AA-5510A-TK
COGO-10/20 Installation Guide (V1)	AA-5511A-TK
CPL-10/20 User's Manual	DEC-10-LCPLA-B-D
Crash Analysis Guide	AA-H206A-TB
DBMS Administrator's Procedures Manual (V5)	AA-0899C-TB
DBMS Programmer's Procedures Manual (V5)	AA-0901C-TB
DN200 Remote Station Guide	AA-D783A-TB
DN92 Remote Station User's Guide	AA-5711A-TB
Documentation Directory	AA-0858C-TB
FORTTRAN IV (F40) Programmer's Reference Manual (V27)	DEC-10-LFLMA-B-D
FORTTRAN-10 Programmer's Reference Manual (V5)	AA-0944E-TB
Galaxy Batch Reference Manual (V1)	DEC-10-OGBRA-A-D
Galaxy Batch Reference Manual Update (V2)	DEC-10-OGBRA-A-DN1
Galaxy Operations and System Programming Procedures Manual (V1)	DEC-10-OGBOA-A-D
Galaxy Operations and System Programming Procedures Manual Update (V2)	DEC-10-OGBOA-DN1
Getting Started With Batch	AA-D303A-TB
Getting Started With DECSYSTEM-10 (V6.02)	DEC-10-XGSDA-A-D
Getting Started With TOPS-10 Commands (V6.02)	DEC-10-OTSCA-A-D
Hardware Reference Manual (Volume I)	EK-10/20-HR-001
Hardware Reference Manual (KA/KI)	DEC-10-XSRMA-A-D
Hardware Reference Manual Update (KL)	DEC-10-XSRMA-A-DN1
IBM Emulation/Termination DN61: 2780/3780	AA-D612A-TB
Interactive Query Language User's Guide (V3)	AA-H282A-TK
Introduction to TECO (V23)	DEC-10-UTECA-A-D
Introduction to IQL (V2.3)	DEC-10-LIQLA-A-D
LINK Reference Manual (V4)	AA-0988C-TB
LINK Reference Manual Update	AD-0988C-T1
MACRO Assembler Reference Manual (V53)	AA-C780C-TB
MACY11 Assembler User's Guide	DEC-10-LMACA-A-D
MCS Administrator's Procedures Manual (V2)	AA-0912C-TB
MCS Operator's Procedures Manual (V2)	AA-0913C-TB
MCS Programmer's Procedures Manual (V2)	AA-0914B-TB
Monitor Calls Pocket Reference Guide (V6.02)	DEC-10-OMCRB-C-D
Monitor Calls Manual (V6.03)	AA-0974C-TB
Monitor Calls Manual Update	AD-0974C-T1
Monitor Installation Guide for the DECSYSTEM-2020	AA-D978A-TB
Monitor Installation Guide for the DECSYSTEM-2020 Update	AD-D978A-T1
Networks Programmer's Guide and Reference Manual	DEC-10-ONPGA-A-D

Networks Programmer's Guide and Reference Manual Update (V6.03A)	DEC-10-ONPGA-A-DN1
Operating System Commands Manual (V6.03)	AA-0916C-TB
Operating System Commands Manual Update	AD-0916C-T1
Operating System Commands Reference Card (V6.02)	DEC-10-OTSMB-C-D
Operator's Guide (KL Series) (V6.03)	AA-5104A-TB
Operator's Guide (KL Series) Update	AA-5104A-T1
Operator's Guide (KL Series) Update	AD-5104A-T2
Operator's Guide (KL Series) Update	AD-5104A-T3
Operator's Guide (KL Series) Update	AD-5104A-T4
Operator's Guide for the DECSYSTEM-2020	AA-D979A-TB
PCS-10/20 Installation Guide	AA-5513A-TK
PCS-10/20 Project Control System Reference Manual	AA-5512A-TK
RSX-20F System Specifications	AA-H213A-TK
SORT/MERGE User's Guide (V4)	AA-0997C-TB
SOS Reference Manual	AA-D598A-TB
SOS Reference Card	AV-D578A-TB
SYSERR Manual	AA-D533A-TK
System Reference Card (10/20)	DEC-10-XSRCA-B-D
TECO Reference Manual (V23)	DEC-10-ETEE-D
TECO Reference Manual Update (V23B)	DEC-10-UTPRA-A-DN1
Utilities Manual	DEC-10-UTILA-A-D
Utilities Manual Update	DEC-10-UTILA-A-DN1

Software Notebook Update 77 (Subscription Only)

KSCOM Microprocessor Commands and Messages

Software Notebook Update 78 (Subscription Only)

Documentation Directory

TOPS-10 Monitor Installation Guide for the DECSYSTEM-2020 Update

Software Notebook Update 79 (Subscription Only)

COBOL-68 Language Manual Update

IN PROGRESS

PUBLICATION DATE

Batch Reference Manual	July - Sept '79
Monitor Calls Manual	Apr - June '79
Operating System Commands Manual	Apr - June '79
Operator's Guide	Apr - June '79
Hardware Reference Manual (Volume II)	-- ---
DBMS 10/20 Data Description Language Reference	Apr - June '79
DBMS 10/20 Data Manipulation Language Reference	Apr - June '79
DBMS 10/20 User's Guide	July - Sept '79
DBMS 10/20 Utilities Manual	Apr - June '79
UETP Reference Manual	July - Sept '79
APLSF Language Manual (V2)	Apr - June '79
FORTTRAN Language Manual (V6)	Apr - June '79

## SOFTWARE NOTEBOOKS

## Update Material

(AD-J010A-79)

The 79th distribution of update material for the TOPS-10 SOFTWARE NOTEBOOKS consists of the following items:

1. This update notice, which includes the Reader's Comment Card
2. A revised Table of Contents for Notebook 8
3. A cover sheet for the TOPS-10/TOPS-20 COBOL-68 Language Manual
4. Update pages for the TOPS-10/TOPS-20 COBOL-68 Language Manual (AD-5057A-T1)
5. A revised Master Table of Contents
6. A revised list of TOPS-10 manuals available from the Software Distribution Center

## INSTRUCTIONS FOR NOTEBOOK 8

1. Replace the existing Table of Contents with the revised one supplied in this update.
2. Using the cover sheet as a guide, replace the existing pages of the DECsystem-10 COBOL-68 Language Manual (AA-5057A-TK) with the revised ones supplied in this update.
3. Remove and discard the DECsystem-10 COBOL User's Guide (DEC-10-LCUGA-B-D) and its divider.
4. Remove and discard the DECsystem-10 COBOL Utilities Manual (DEC-10-LCUTA-A-D) and its divider.

## INSTRUCTIONS FOR NOTEBOOK 1

1. Replace the existing Master Table of Contents with the revised one supplied in this update.
2. On completion of the foregoing instructions, insert this update notice into Notebook 1 immediately after the tab divider labeled UPDATE NOTICES.

For your convenience, A SOFTWARE NOTEBOOKS Comment Card and a list of TOPS-10 manuals available from the Software Distribution Center have been included as part of this update notice. You can insert them into Notebook 1 along with this notice.

**TOPS-10  
SOFTWARE NOTEBOOKS COMMENT CARD**

Do you have any suggestions to improve the organization of the TOPS-10 Software Notebooks ? If so, please specify.

---

---

---

Are there any other manuals which you would like to see within the Software Notebooks? If so, please specify the names of those manuals.

---

---

---

Are there any manuals within the Software Notebooks that you feel should be deleted? If so, please specify the names of those manuals.

---

---

---

Are you missing any pages from your Software Notebooks? If so, please specify the missing page numbers.

---

---

---

Please indicate the type of user/reader that you most nearly represent

- Assembly language programmer
- Higher-level language programmer
- Occasional programmer (experienced)
- User with little programming experience
- Student programmer
- Non-programmer interested in computer concepts and capabilities

Name \_\_\_\_\_ Date \_\_\_\_\_

Organization \_\_\_\_\_

Street \_\_\_\_\_

City \_\_\_\_\_ State \_\_\_\_\_ Zip Code \_\_\_\_\_

or  
Country

If you require a written reply, please check here.


Please cut along this line.

-----Do Not Tear - Fold Here and Tape-----

**digital**



No Postage  
Necessary  
if Mailed in the  
United States



**BUSINESS REPLY MAIL**  
FIRST CLASS PERMIT NO. 33 MAYNARD MASS.

POSTAGE WILL BE PAID BY ADDRESSEE

**SOFTWARE PUBLICATIONS**  
200 FOREST STREET MR1-2/E37  
MARLBOROUGH, MASSACHUSETTS 01752

-----Do Not Tear - Fold Here and Tape-----

Cut Along Dotted Line



TOPS-10 Software Publications

May 1979

MANUALS AVAILABLE FROM SDC

AID Manual (V1)	DEC-10-NAIDA-A-D
ALGOL Programmer's Guide (10/20)	AA-0196C-TK
APL Programmer's Reference Manual	DEC-10-LAPLA-B-D
APLSF Programmer's Reference Manual (V1)	DEC-10-LPLSA-A-D
APLSF Programmer's Reference Manual Update (V1)	DEC-10-LPLSA-A-DN1
BASIC Conversational Language Manual (V17D)	DEC-10-LBLMA-A-D
BASIC Language Reference Card (V17D)	DEC-10-XBRCA-A-D
BLISS-10 Programmer's Reference Manual (V4)	DEC-10-LBRMA-A-D
Beginner's Guide to Multiprogram Batch (V2)	DEC-10-OMPBA-C-D
COBOL Pocket Reference Card (V6,COBOL;V7,LIBOL)	DEC-10-OCRCA-A-D
COBOL-68 Language Manual (Version 12)	AA-5057A-TK
COBOL-68 Language Manual Update (V12)	AD-5057A-T1
COBOL-74 Language Manual	AA-5059A-TK
COGO-10/20 User's Manual (V1)	AA-5510A-TK
COGO-10/20 Installation Guide (V1)	AA-5511A-TK
CPL-10/20 User's Manual	DEC-10-LCPLA-B-D
Crash Analysis Guide	AA-H206A-TB
DBMS Administrator's Procedures Manual (V5)	AA-0899C-TB
DBMS Programmer's Procedures Manual (V5)	AA-0901C-TB
DN200 Remote Station Guide	AA-D783A-TB
DN92 Remote Station User's Guide	AA-5711A-TB
Documentation Directory	AA-0858C-TB
FORTTRAN IV (F40) Programmer's Reference Manual (V27)	DEC-10-LFLMA-B-D
FORTTRAN-10 Programmer's Reference Manual (V5)	AA-0944E-TB
Galaxy Batch Reference Manual (V1)	DEC-10-OGBRA-A-D
Galaxy Batch Reference Manual Update (V2)	DEC-10-OGBRA-A-DN1
Galaxy Operations and System Programming Procedures Manual (V1)	DEC-10-OGBOA-A-D
Galaxy Operations and System Programming Procedures Manual Update (V2)	DEC-10-OGBOA-DN1
Getting Started With Batch	AA-D303A-TB
Getting Started With DECSYSTEM-10 (V6.02)	DEC-10-XGSDA-A-D
Getting Started With TOPS-10 Commands (V6.02)	DEC-10-OTSCA-A-D
Hardware Reference Manual (Volume I)	EK-10/20-HR-001
Hardware Reference Manual (KA/KI)	DEC-10-XSRMA-A-D
Hardware Reference Manual Update (KL)	DEC-10-XSRMA-A-DN1
IBM Emulation/Termination DN61: 2780/3780	AA-D612A-TB
Interactive Query Language User's Guide (V3)	AA-H282A-TK
Introduction to TECO (V23)	DEC-10-UTECA-A-D
Introduction to IQL (V2.3)	DEC-10-LIQLA-A-D
LINK Reference Manual (V4)	AA-0988C-TB
LINK Reference Manual Update	AD-0988C-T1
MACRO Assembler Reference Manual (V53)	AA-C780C-TB
MACY11 Assembler User's Guide	DEC-10-LMACA-A-D
MCS Administrator's Procedures Manual (V2)	AA-0912C-TB
MCS Operator's Procedures Manual (V2)	AA-0913C-TB
MCS Programmer's Procedures Manual (V2)	AA-0914B-TB
Monitor Calls Pocket Reference Guide (V6.02)	DEC-10-OMCRB-C-D
Monitor Calls Manual (V6.03)	AA-0974C-TB
Monitor Calls Manual Update	AD-0974C-T1
Monitor Installation Guide for the DECSYSTEM-2020	AA-D978A-TB
Monitor Installation Guide for the DECSYSTEM-2020 Update	AD-D978A-T1
Networks Programmer's Guide and Reference Manual	DEC-10-ONPGA-A-D

Networks Programmer's Guide and Reference Manual Update (V6.03A)	DEC-10-ONPGA-A-DN1
Operating System Commands Manual (V6.03)	AA-0916C-TB
Operating System Commands Manual Update	AD-0916C-T1
Operating System Commands Reference Card (V6.02)	DEC-10-OTSMB-C-D
Operator's Guide (KL Series) (V6.03)	AA-5104A-TB
Operator's Guide (KL Series) Update	AA-5104A-T1
Operator's Guide (KL Series) Update	AD-5104A-T2
Operator's Guide (KL Series) Update	AD-5104A-T3
Operator's Guide (KL Series) Update	AF-5104A-T4
Operator's Guide for the DECSYSTEM-2020	AA-D979A-TB
PCS-10/20 Installation Guide	AA-5513A-TK
PCS-10/20 Project Control System Reference Manual	AA-5512A-TK
RSX-20F System Specifications	AA-H213A-TK
SORT/MERGE User's Guide (V4)	AA-0997C-TB
SOS Reference Manual	AA-D598A-TB
SOS Reference Card	AV-D578A-TB
SYSERR Manual	AA-D533A-TK
System Reference Card (10/20)	DEC-10-XSRCA-B-D
TECO Reference Manual (V23)	DEC-10-ETEE-D
TECO Reference Manual Update (V23B)	DEC-10-UTPRA-A-DN1
Utilities Manual	DEC-10-UTILA-A-D
Utilities Manual Update	DEC-10-UTILA-A-DN1

Software Notebook Update 78 (Subscription Only)

Documentation Directory  
TOPS-10 Monitor Installation Guide for the DECSYSTEM-2020 Update

Software Notebook Update 79 (Subscription Only)

COBOL-68 Language Manual Update

Software Notebook Update 80 (Subscription Only)

CPL-10/20 User's Manual

IN PROGRESS

	PUBLICATION DATE
Batch Reference Manual	July - Sept '79
Monitor Calls Manual	-- ---
Operating System Commands Manual	-- ---
Operator's Guide	-- ---
Hardware Reference Manual (Volume II)	-- ---
DBMS 10/20 Data Description Language Reference	Apr - June '79
DBMS 10/20 Data Manipulation Language Reference	Apr - June '79
DBMS 10/20 User's Guide	July - Sept '79
DBMS 10/20 Utilities Manual	Apr - June '79
UETP Reference Manual	July - Sept '79
APLSF Language Manual (V2)	Apr - June '79
FORTTRAN Language Manual (V6)	Apr - June '79

TOPS-10  
SOFTWARE NOTEBOOKS  
Update Material  
(AD-J010A-78)

The 78th distribution of update material for the TOPS-10 SOFTWARE NOTEBOOKS consists of the following items:

1. Spine inserts for Notebooks 3, 7, 8, 9, 10, 11, 12, 13, 14, 15 and 16
2. This update notice, which includes the Reader's Comment Card
3. A revised Table of Contents for Notebook 16
4. A cover sheet for the TOPS-10 Monitor Installation Guide for the DECSYSTEM-2020
5. Update pages for the TOPS-10 Monitor Installation Guide for the DECSYSTEM-2020 (AD-D978A-T1)
6. A revised TOPS-10 Documentation Directory (AA-0858C-TB)
7. A revised Master Table of Contents
8. A revised list of TOPS-10 manuals available from the SDC (Software Distribution Center)

INSTRUCTIONS FOR NOTEBOOK 16

1. Replace the existing Table of Contents with the revised one supplied in this update.
2. Using the cover sheet as a guide, replace the existing pages of the TOPS-10 Monitor Installation Guide for the DECSYSTEM-2020 with the revised ones supplied in this update.

INSTRUCTIONS FOR NOTEBOOK 1

1. Replace the existing TOPS-10 Documentation Directory with the revised one supplied in this update.
2. Replace the existing Master Table of Contents with the revised one supplied in this update.
3. On completion of the foregoing instructions, insert this update notice into Notebook 1 immediately after the tab divider labeled UPDATE NOTICES.

For your convenience, A SOFTWARE NOTEBOOKS Comment Card and a list of TOPS-10 manuals available from the SDC (Software Distribution Center) have been included as part of this update notice. You can insert them into Notebook 1 along with this notice.

**TOPS-10  
SOFTWARE NOTEBOOKS COMMENT CARD**

Do you have any suggestions to improve the organization of the TOPS-10 Software Notebooks? If so, please specify.

---



---



---

Are there any other manuals which you would like to see within the Software Notebooks? If so, please specify the names of those manuals.

---



---



---

Are there any manuals within the Software Notebooks that you feel should be deleted? If so, please specify the names of those manuals.

---



---



---

Are you missing any pages from your Software Notebooks? If so, please specify the missing page numbers.

---



---



---

Please indicate the type of user/reader that you most nearly represent

- Assembly language programmer
- Higher-level language programmer
- Occasional programmer (experienced)
- User with little programming experience
- Student programmer
- Non-programmer interested in computer concepts and capabilities

Name \_\_\_\_\_ Date \_\_\_\_\_

Organization \_\_\_\_\_ Telephone \_\_\_\_\_

Street \_\_\_\_\_

City \_\_\_\_\_ State \_\_\_\_\_ Zip Code \_\_\_\_\_

or  
Country

If you require a written reply, please check here.


Please cut along this line.

-----Do Not Tear - Fold Here and Tape-----

**digital**



No Postage  
Necessary  
if Mailed in the  
United States



**BUSINESS REPLY MAIL**  
FIRST CLASS PERMIT NO. 33 MAYNARD MASS.

POSTAGE WILL BE PAID BY ADDRESSEE

**SOFTWARE PUBLICATIONS**  
200 FOREST STREET MR1-2/E37  
MARLBOROUGH, MASSACHUSETTS 01752

-----Do Not Tear - Fold Here and Tape-----

Cut Along Dotted Line

TOPS-10 Software Publications

April 1979

MANUALS AVAILABLE FROM SDC

AID Manual (V1)	DEC-10-NAIDA-A-D
ALGOL Programmer's Guide (10/20)	AA-0196C-TK
APL Programmer's Reference Manual	DEC-10-LAPLA-B-D
APLSF Programmer's Reference Manual (V1)	DEC-10-LPLSA-A-D
APLSF Programmer's Reference Manual Update (V1)	DEC-10-LPLSA-A-DN1
BASIC Conversational Language Manual (V17D)	DEC-10-LBLMA-A-D
BASIC Language Reference Card (V17D)	DEC-10-XBRCA-A-D
BLISS-10 Programmer's Reference Manual (V4)	DEC-10-LBRMA-A-D
Beginner's Guide to Multiprogram Batch (V2)	DEC-10-OMPBA-C-D
COBOL Pocket Reference Card (V6,COBOL;V7,LIBOL)	DEC-10-OCRCA-A-D
COBOL-68 Language Reference Manual (Version 12)	AA-5057A-TK
COBOL-74 Language Manual	AA-5059A-TK
COBOL User's Guide (V5)	DEC-10-LCUGA-B-D
COBOL Utilities Manual (V10)	DEC-10-LCUTA-A-D
COGO-10/20 User's Manual (V1)	AA-5510A-TK
COGO-10/20 Installation Guide (V1)	AA-5511A-TK
CPL-10/20 User's Manual	DEC-10-LCPLA-B-D
Crash Analysis Guide	AA-H206A-TB
DBMS Administrator's Procedures Manual (V5)	AA-0899C-TB
DBMS Programmer's Procedures Manual (V5)	AA-0901C-TB
DN200 Remote Station Guide	AA-D783A-TB
DN92 Remote Station User's Guide	AA-5711A-TB
Documentation Directory	AA-0858C-TB
FORTTRAN IV (F40) Programmer's Reference Manual (V27)	
FORTTRAN-10 Programmer's Reference Manual (V5)	DEC-10-LFLMA-B-D
Galaxy Batch Reference Manual (V1)	AA-0944E-TB
Galaxy Batch Reference Manual Update (V2)	DEC-10-OGBRA-A-D
Galaxy Operations and System Programming Procedures Manual (V1)	DEC-10-OGBRA-A-DN1
Galaxy Operations and System Programming Procedures Manual Update (V2)	DEC-10-OGBOA-A-D
Getting Started With Batch	DEC-10-OGBOA-DN1
Getting Started With DECSYSTEM-10 (V6.02)	AA-D303A-TB
Getting Started With TOPS-10 Commands (V6.02)	DEC-10-XGSDA-A-D
Hardware Reference Manual (Volume I)	DEC-10-OTSCA-A-D
Hardware Reference Manual (KA/KI)	EK-10/20-HR-001
Hardware Reference Manual Update (KL)	DEC-10-XSRMA-A-D
IBM Emulation/Termination DN61: 2780/3780	DEC-10-XSRMA-A-DN1
Interactive Query Language User's Guide (V3)	AA-D612A-TB
Introduction to TECO (V23)	AA-H282A-TK
Introduction to IQL (V2.3)	DEC-10-UTECA-A-D
LINK Reference Manual (V4)	DEC-10-LIQLA-A-D
LINK Reference Manual Update	AA-0988C-TB
MACRO Assembler Reference Manual (V53)	AD-0988C-T1
MACY11 Assembler User's Guide	AA-C780C-TB
MCS Administrator's Procedures Manual (V2)	DEC-10-LMACA-A-D
MCS Operator's Procedures Manual (V2)	AA-0912C-TB
MCS Programmer's Procedures Manual (V2)	AA-0913C-TB
Monitor Calls Pocket Reference Guide (V6.02)	AA-0914B-TB
Monitor Calls Manual (V6.03)	DEC-10-OMCRB-C-D
Monitor Calls Manual Update	AA-0974C-TB
Monitor Installation Guide for the DECSYSTEM-2020	AD-0974C-T1
Monitor Installation Guide for the DECSYSTEM-2020 Update	AA-D978A-TB
	AD-D978A-T1

Networks Programmer's Guide and Reference Manual	DEC-10-ONPGA-A-D
Networks Programmer's Guide and Reference Manual Update (V6.03A)	DEC-10-ONPGA-A-DN1
Operating System Commands Manual (V6.03)	AA-0916C-TB
Operating System Commands Manual Update	AD-0916C-T1
Operating System Commands Reference Card (V6.02)	DEC-10-OTSMB-C-D
Operator's Guide (KL Series) (V6.03)	AA-5104A-TB
Operator's Guide (KL Series) Update	AA-5104A-T1
Operator's Guide (KL Series) Update	AD-5104A-T2
Operator's Guide (KL Series) Update	AD-5104A-T3
Operator's Guide (KL Series) Update	AD-5104A-T4
Operator's Guide for the DECSYSTEM-2020	AA-D979A-TB
PCS-10/20 Installation Guide	AA-5513A-TK
PCS-10/20 Project Control System Reference Manual	AA-5512A-TK
RSX-20F System Specifications	AA-H213A-TK
SORT/MERGE User's Guide (V4)	AA-0997C-TB
SOS Reference Manual	AA-D598A-TB
SOS Reference Card	AV-D578A-TB
SYSERR Manual	AA-D533A-TK
System Reference Card (10/20)	DEC-10-XSRCA-B-D
TECO Reference Manual (V23)	DEC-10-ETEE-D
TECO Reference Manual Update (V23B)	DEC-10-UTPRA-A-DN1
Utilities Manual	DEC-10-UTILA-A-D
Utilities Manual Update	DEC-10-UTILA-A-DN1

Software Notebook Update 76 (Subscription Only)

COBOL-74 Language Manual  
KS-10 Disk Formatter  
TOPS-10 Monitor Installation Guide for the DECSYSTEM-2020  
TOPS-10 Operator's Guide for the DECSYSTEM-2020

Software Notebook Update 77 (Subscription Only)

KSCOM Microprocessor Commands and Messages

Software Notebook Update 78 (Subscription Only)

Documentation Directory  
TOPS-10 Monitor Installation Guide for the DECSYSTEM-2020 Update

## SOFTWARE NOTEBOOKS

## Update Material

AD-J010A-77

The 77th distribution of update material for the TOPS-10 SOFTWARE NOTEBOOKS consists of the following items:

1. This update notice (which includes the Reader's Comment Card)
2. A Table of Contents for Notebook 12
3. A new divider labeled KSCOM
4. A new KSCOM Microprocessor Commands and Messages Specification
5. A revised Title Page for the TOPS-10 Software Notebook Set
6. A revised Master Table of Contents
7. A revised list of TOPS-10 manuals available from the SDC (Software Distribution Center)

## INSTRUCTIONS FOR NOTEBOOK 12

1. Replace the existing Table of Contents with the revised one supplied in this update.
2. Insert the new divider labeled KSCOM immediately before the divider labeled KSFORM.
3. Insert the new KSCOM Microprocessor Commands and Messages Specification immediately after its divider.

## INSTRUCTIONS FOR NOTEBOOK 1

1. Replace the existing Title Page for the TOPS-10 Software Notebook Set with the revised one supplied in this update.
2. Replace the existing Master Table of Contents with the revised one supplied in this update.
3. On completion of the foregoing instructions, insert this update notice into Notebook 1 immediately after the tab divider labeled UPDATE NOTICES.

For your convenience, A SOFTWARE NOTEBOOKS Comment Card and a list of TOPS-10 manuals available from the SDC (Software Distribution Center) have been included as part of this update notice. You can insert them into Notebook 1 along with this notice.



**DECsystem-10  
SOFTWARE NOTEBOOKS COMMENT CARD**

Do you have any suggestions to improve the organization of the DECsystem-10 Software Notebooks? If so, please specify.

---



---



---

Are there any other manuals which you would like to see within the Software Notebooks? If so, please specify the names of those manuals.

---



---



---

Are there any manuals within the Software Notebooks that you feel should be deleted? If so, please specify the names of those manuals.

---



---



---

Are you missing any pages from your Software Notebooks? If so, please specify the missing page numbers.

---



---



---

Please cut along this line.

Please indicate the type of user/reader that you most nearly represent

- Assembly language programmer
- Higher-level language programmer
- Occasional programmer (experienced)
- User with little programming experience
- Student programmer
- Non-programmer interested in computer concepts and capabilities

Name \_\_\_\_\_ Date \_\_\_\_\_

Organization \_\_\_\_\_

Street \_\_\_\_\_

City \_\_\_\_\_ State \_\_\_\_\_ Zip Code \_\_\_\_\_

or  
Country


If you require a written reply, please check here.

-----Do Not Tear - Fold Here and Tape-----

**digital**



No Postage  
Necessary  
if Mailed in the  
United States



**BUSINESS REPLY MAIL**  
FIRST CLASS PERMIT NO. 33 MAYNARD MASS.

POSTAGE WILL BE PAID BY ADDRESSEE

**SOFTWARE PUBLICATIONS**  
200 FOREST STREET MR1-2/E37  
MARLBOROUGH, MASSACHUSETTS 01752

-----Do Not Tear - Fold Here and Tape-----

Cut Along Dotted Line

TOPS-10 Software Publications

March 1979

MANUALS AVAILABLE FROM SDC

AID Manual (V1)	DEC-10-NAIDA-A-D
ALGOL Programmer's Guide (10/20)	AA-0196C-TK
APL Programmer's Reference Manual	DEC-10-LAPLA-B-D
APLSF Programmer's Reference Manual (V1)	DEC-10-LPLSA-A-D
APLSF Programmer's Reference Manual Update (V1)	DEC-10-LPLSA-A-DN1
BASIC Conversational Language Manual (V17D)	DEC-10-LBLMA-A-D
BASIC Language Reference Card (V17D)	DEC-10-XBRCA-A-D
BLISS-10 Programmer's Reference Manual (V4)	DEC-10-LBRMA-A-D
Beginner's Guide to Multiprogram Batch (V2)	DEC-10-OMPBA-C-D
COBOL Pocket Reference Card (V6,COBOL;V7,LIBOL)	DEC-10-OCRCA-A-D
COBOL-68 Language Reference Manual (Version 12)	AA-5057A-TK
COBOL-74 Language Manual	AA-5059A-TK
COBOL User's Guide (V5)	DEC-10-LCUGA-B-D
COBOL Utilities Manual (V10)	DEC-10-LCUTA-A-D
COGO-10/20 User's Manual (V1)	AA-5510A-TK
COGO-10/20 Installation Guide (V1)	AA-5511A-TK
CPL-10/20 User's Manual	DEC-10-LCPLA-B-D
Crash Analysis Guide	AA-H206A-TB
DBMS Administrator's Procedures Manual (V5)	AA-0899C-TB
DBMS Programmer's Procedures Manual (V5)	AA-0901C-TB
DN200 Remote Station Guide	AA-D783A-TB
DN92 Remote Station User's Guide	AA-5711A-TB
Documentation Directory	AA-O858B-TB
FORTTRAN IV (F40) Programmer's Reference Manual (V27)	DEC-10-LFLMA-B-D
FORTTRAN-10 Programmer's Reference Manual (V5)	AA-0944E-TB
Galaxy Batch Reference Manual (V1)	DEC-10-OGBRA-A-D
Galaxy Batch Reference Manual Update (V2)	DEC-10-OGBRA-A-DN1
Galaxy Operations and System Programming Procedures Manual (V1)	DEC-10-OGBOA-A-D
Galaxy Operations and System Programming Procedures Manual Update (V2)	DEC-10-OGBOA-DN1
Getting Started With Batch	AA-D303A-TB
Getting Started With DECsystem-10 (V6.02)	DEC-10-XGSDA-A-D
Getting Started With TOPS-10 Commands (V6.02)	DEC-10-OTSCA-A-D
Hardware Reference Manual (Volume I)	EK-10/20-HR-001
Hardware Reference Manual (KA/KI)	DEC-10-XSRMA-A-D
Hardware Reference Manual Update (KL)	DEC-10-XSRMA-A-DN1
IBM Emulation/Termination DN61: 2780/3780	AA-D612A-TB
Interactive Query Language User's Guide (V3)	AA-H282A-TK
Introduction to TECO (V23)	DEC-10-UTECA-A-D
Introduction to IQL (V2.3)	DEC-10-LIQLA-A-D
LINK Reference Manual (V4)	AA-0988C-TB
LINK Reference Manual Update	AD-0988C-T1
MACRO Assembler Reference Manual (V53)	AA-C780C-TB
MACY11 Assembler User's Guide	DEC-10-LMACA-A-D
MCS Administrator's Procedures Manual (V2)	AA-0912C-TB
MCS Operator's Procedures Manual (V2)	AA-0913C-TB
MCS Programmer's Procedures Manual (V2)	AA-0914B-TB
Monitor Calls Pocket Reference Guide (V6.02)	DEC-10-OMCRB-C-D
Monitor Calls Manual (V6.03)	AA-0974C-TB
Monitor Calls Manual Update	AD-0974C-T1
Monitor Installation Guide for the DECsystem-2020	AA-D978A-TB
Networks Programmer's Guide and Reference Manual	DEC-10-ONPGA-A-D
Networks Programmer's Guide and Reference	

Manual Update (V6.03A)	DEC-10-ONPGA-A-DN1
Operating System Commands Manual (V6.03)	AA-0916C-TB
Operating System Commands Manual Update	AD-0916C-T1
Operating System Commands Reference Card (V6.02)	DEC-10-OTSMB-C-D
Operator's Guide (KL Series) (V6.03)	AA-5104A-TB
Operator's Guide (KL Series) Update	AA-5104A-T1
Operator's Guide (KL Series) Update	AD-5104A-T2
Operator's Guide (KL Series) Update	AD-5104A-T3
Operator's Guide (KL Series) Update	AD-5104A-T4
Operator's Guide for the DECSYSTEM-2020	AA-D979A-TB
PCS-10/20 Installation Guide	AA-5513A-TK
PCS-10/20 Project Control System Reference Manual	AA-5512A-TK
RSX-20F System Specifications	AA-H213A-TK
SORT/MERGE User's Guide (V4)	AA-0997C-TB
SOS Reference Manual	AA-D598A-TB
SOS Reference Card	AV-D578A-TB
SYSERR Manual	AA-D533A-TK
System Reference Card (10/20)	DEC-10-XSRCA-B-D
TECO Reference Manual (V23)	DEC-10-ETEE-D
TECO Reference Manual Update (V23B)	DEC-10-UTPRA-A-DN1
Utilities Manual	DEC-10-UTILA-A-D
Utilities Manual Update	DEC-10-UTILA-A-DN1

Software Notebook Update 75 (Subscription Only)

TOPS-10/TOPS-20 Interactive Query Language User's Guide (V3)  
RSX-20F System Specifications

Software Notebook Update 76 (Subscription Only)

COBOL-74 Language Manual  
KS-10 Disk Formatter  
TOPS-10 Monitor Installation Guide for the DECSYSTEM-2020  
TOPS-10 Operator's Guide for the DECSYSTEM-2020

Software Notebook Update 77 (Subscription Only)

KSCOM Microprocessor Commands and Messages

## SOFTWARE NOTEBOOKS

## Update Material

(AD-J010A-76)

The 76th distribution of update material for the TOPS-10 SOFTWARE NOTEBOOKS consists of the following items:

1. New spine inserts for Notebooks 3, 7, 8, 9, 10, 11, 12, 13, 14, 15 and 16
2. This update notice, which includes the Reader's Comment Card
3. A new COBOL-74 Language Manual (AA-5059A-TK)
4. A Table of Contents for Notebook 10
5. A Table of Contents for Notebook 11
6. A Table of Contents for Notebook 12
7. A new divider labeled KSFORM
8. A new KS-10 Disk Formatter Specification
9. A Table of Contents for Notebook 13
10. A Table of Contents for Notebook 14
11. A Table of Contents for Notebook 15
12. A Table of Contents for Notebook 16
13. A new divider labeled 2020 INSTALLATION GUIDE
14. A new TOPS-10 Monitor Installation Guide for the DECSYSTEM-2020 (AA-D978A-TB)
15. A new divider labeled 2020 OPERATOR'S GUIDE
16. A new TOPS-10 Operator's Guide for the DECSYSTEM-2020 (AA-D979A-TB)
17. A revised Master Table of Contents
18. A revised list of TOPS-10 manuals available from the SDC (Software Distribution Center)

## INSTRUCTIONS

1. Arrange your Software Notebooks in numerical order (1-14)
2. Insert one of the new binders between Notebook 8 and Notebook 9
3. Insert the other new binder at the end of the set.
4. Remove spine inserts 9-14.
5. Insert the new spine inserts 9-16.

## INSTRUCTIONS FOR NOTEBOOK 9

Insert the new COBOL-74 Language Manual.

## INSTRUCTIONS FOR NOTEBOOK 10

Replace the existing Table of Contents with the revised one supplied in this update.

## INSTRUCTIONS FOR NOTEBOOK 11

Replace the existing Table of Contents with the revised one supplied in this update.

## INSTRUCTIONS FOR NOTEBOOK 12

1. Replace the existing Table of Contents with the revised one supplied in this update.
2. Insert the new divider labeled KSFORM immediately before the divider labeled LIPS.
3. Insert the new KS-10 Disk Formatter Specification immediately after its divider.

## INSTRUCTIONS FOR NOTEBOOK 13

Replace the existing Table of Contents with the revised one supplied in this update.

## INSTRUCTIONS FOR NOTEBOOK 14

Replace the existing Table of Contents with the revised one supplied in this update.

#### INSTRUCTIONS FOR NOTEBOOK 15

Replace the existing Table of Contents with the revised one supplied in this update.

#### INSTRUCTIONS FOR NOTEBOOK 16

1. Insert the new Table of Contents.
2. Insert the new divider labeled 2020 INSTALLATION GUIDE immediately after the Table of Contents.
3. Insert the new TOPS-10 Monitor Installation Guide for the DECSYSTEM-2020 immediately after its divider.
4. Insert the new divider labeled 2020 OPERATOR'S GUIDE immediately after the TOPS-10 Monitor Installation Guide for the DECSYSTEM-2020.
5. Insert the new TOPS-10 Operator's Guide for the DECSYSTEM-2020 immediately after its divider.

#### INSTRUCTIONS FOR NOTEBOOK 1

1. Replace the existing Master Table of Contents with the revised one supplied in this update.
2. On completion of the foregoing instructions, insert this update notice into Notebook 1 immediately after the tab divider labeled UPDATE NOTICES.

For your convenience, A SOFTWARE NOTEBOOKS Comment Card and a list of TOPS-10 manuals available from the SDC (Software Distribution Center) have been included as part of this update notice. You can insert them into Notebook 1 along with this notice.

**DECsystem-10  
SOFTWARE NOTEBOOKS COMMENT CARD**

Do you have any suggestions to improve the organization of the DECsystem-10 Software Notebooks? If so, please specify.

---

---

---

Are there any other manuals which you would like to see within the Software Notebooks? If so, please specify the names of those manuals.

---

---

---

Are there any manuals within the Software Notebooks that you feel should be deleted? If so, please specify the names of those manuals.

---

---

---

Are you missing any pages from your Software Notebooks? If so, please specify the missing page numbers.

---

---

---

Please indicate the type of user/reader that you most nearly represent

- Assembly language programmer
- Higher-level language programmer
- Occasional programmer (experienced)
- User with little programming experience
- Student programmer
- Non-programmer interested in computer concepts and capabilities

Name \_\_\_\_\_ Date \_\_\_\_\_

Organization \_\_\_\_\_

Street \_\_\_\_\_

City \_\_\_\_\_ State \_\_\_\_\_ Zip Code \_\_\_\_\_

or  
Country

If you require a written reply, please check here.

Please cut along this line.




-----Do Not Tear - Fold Here and Tape-----

**digital**



No Postage  
Necessary  
if Mailed in the  
United States



**BUSINESS REPLY MAIL**  
FIRST CLASS PERMIT NO. 33 MAYNARD MASS.

POSTAGE WILL BE PAID BY ADDRESSEE

**SOFTWARE PUBLICATIONS**  
200 FOREST STREET MR1-2/E37  
MARLBOROUGH, MASSACHUSETTS 01752

-----Do Not Tear - Fold Here and Tape-----

Cut Along Dotted Line

## TOPS-10 Software Publications

February 1979

## MANUALS AVAILABLE FROM SDC

AID Manual (V1)	DEC-10-NAIDA-A-D
ALGOL Programmer's Guide (10/20)	AA-0196C-TK
APL Programmer's Reference Manual	DEC-10-LAPLA-B-D
APLSF Programmer's Reference Manual (V1)	DEC-10-LPLSA-A-D
APLSF Programmer's Reference Manual Update (V1)	DEC-10-LPLSA-A-DN1
BASIC Conversational Language Manual (V17D)	DEC-10-LBLMA-A-D
BASIC Language Reference Card (V17D)	DEC-10-XBRCA-A-D
BLISS-10 Programmer's Reference Manual (V4)	DEC-10-LBRMA-A-D
Beginner's Guide to Multiprogram Batch (V2)	DEC-10-OMPBA-C-D
COBOL Pocket Reference Card (V6,COBOL;V7,LIBOL)	DEC-10-OCRCA-A-D
COBOL-68 Language Reference Manual (Version 12)	AA-5057A-TK
COBOL-74 Language Manual	AA-5059A-TK
COBOL User's Guide (V5)	DEC-10-LCUGA-B-D
COBOL Utilities Manual (V10)	DEC-10-LCUTA-A-D
COGO-10/20 User's Manual (V1)	AA-5510A-TK
COGO-10/20 Installation Guide (V1)	AA-5511A-TK
CPL-10/20 User's Manual	DEC-10-LCPLA-B-D
Crash Analysis Guide	AA-H206A-TB
DBMS Administrator's Procedures Manual (V5)	AA-0899C-TB
DBMS Programmer's Procedures Manual (V5)	AA-0901C-TB
DN200 Remote Station Guide	AA-D783A-TB
DN92 Remote Station User's Guide	AA-5711A-TB
Documentation Directory	AA-O858B-TB
FORTRAN IV (F40) Programmer's Reference Manual (V27)	DEC-10-LFLMA-B-D
FORTRAN-10 Programmer's Reference Manual (V5)	AA-0944E-TB
Galaxy Batch Reference Manual (V1)	DEC-10-GBRA-A-D
Galaxy Batch Reference Manual Update (V2)	DEC-10-GBRA-A-DN1
Galaxy Operations and System Programming Procedures Manual (V1)	DEC-10-OGBOA-A-D
Galaxy Operations and System Programming Procedures Manual Update (V2)	DEC-10-OGBOA-DN1
Getting Started With Batch	AA-D303A-TB
Getting Started With DECsystem-10 (V6.02)	DEC-10-XGSDA-A-D
Getting Started With TOPS-10 Commands (V6.02)	DEC-10-OTSCA-A-D
Hardware Reference Manual (Volume I)	EK-10/20-HR-001
Hardware Reference Manual (KA/KI)	DEC-10-XSRMA-A-D
Hardware Reference Manual Update (KL)	DEC-10-XSRMA-A-DN1
IBM Emulation/Termination DN61: 2780/3780	AA-D612A-TB
Interactive Query Language User's Guide (V3)	AA-H282A-TK
Introduction to TECO (V23)	DEC-10-UTECA-A-D
Introduction to IQL (V2.3)	DEC-10-LIQLA-A-D
LINK Reference Manual (V4)	AA-0988C-TB
LINK Reference Manual Update	AD-0988C-T1
MACRO Assembler Reference Manual (V53)	AA-C780C-TB
MACY11 Assembler User's Guide	DEC-10-LMACA-A-D
MCS Administrator's Procedures Manual (V2)	AA-0912C-TB
MCS Operator's Procedures Manual (V2)	AA-0913C-TB
MCS Programmer's Procedures Manual (V2)	AA-0914B-TB
Monitor Calls Pocket Reference Guide (V6.02)	DEC-10-OMCRB-C-D
Monitor Calls Manual (V6.03)	AA-0974C-TB
Monitor Calls Manual Update	AD-0974C-T1
Networks Programmer's Guide and Reference Manual	DEC-10-ONPGA-A-D
Networks Programmer's Guide and Reference Manual Update (V6.03A)	DEC-10-ONPGA-A-DN1

Operating System Commands Manual (V6.03)	AA-0916C-TB
Operating System Commands Manual Update	AD-0916C-T1
Operating System Commands Reference Card (V6.02)	DEC-10-OTSMB-C-D
Operator's Guide (KL Series) (V6.03)	AA-5104A-TB
Operator's Guide (KL Series) Update	AA-5104A-T1
Operator's Guide (KL Series) Update	AD-5104A-T2
Operator's Guide (KL Series) Update	AD-5104A-T3
Operator's Guide (KL Series) Update	AD-5104A-T4
PCS-10/20 Installation Guide	AA-5513A-TK
PCS-10/20 Project Control System Reference Manual	AA-5512A-TK
RSX-20F System Specifications	AA-H213A-TK
SORT/MERGE User's Guide (V4)	AA-0997C-TB
SOS Reference Manual	AA-D598A-TB
SOS Reference Card	AV-D578A-TB
SYSERR Manual	AA-D533A-TK
System Reference Card (10/20)	DEC-10-XSRCA-B-D
TECO Reference Manual (V23)	DEC-10-ETEE-D
TECO Reference Manual Update (V23B)	DEC-10-UTPRA-A-DN1
TOPS-10 Monitor Installation Guide for the DECSYSTEM-2020	AA-D978A-TB
TOPS-10 Operator's Guide for the DECSYSTEM-2020	AA-D979A-TB
Utilities Manual	DEC-10-UTILA-A-D
Utilities Manual Update	DEC-10-UTILA-A-DN1

Software Notebook Update 74 (Subscription Only)

- Documentation Directory
- Crash Analysis Guide
- DN200 Remote Station Guide
- Networks Programmer's Guide and Reference Manual Update
- Stopcodes
- Networks Software Installation Guide Update

Software Notebook Update 75 (Subscription Only)

- TOPS-10/TOPS-20 Interactive Query Language User's Guide (V3)
- RSX-20F System Specifications

Software Notebook Update 76 (Subscription Only)

- COBOL-74 Language Manual
- KS-10 Disk Formatter
- TOPS-10 Monitor Installation Guide for the DECSYSTEM-2020
- TOPS-10 Operator's Guide for the DECSYSTEM-2020

TOPS-10  
SOFTWARE NOTEBOOKS  
Update Material  
(AD-5490A-RB)

The 75th distribution of update material for the TOPS-20 SOFTWARE NOTEBOOKS consists of the following items:

1. This update notice (which includes the Reader's Comment Card)
2. A revised Table of Contents for Notebook 9
3. A new tab divider labeled IQL USER'S GUIDE
4. A new TOPS-10/TOPS-20 Interactive Query Language User's Guide (AA-H282A-TK)
5. A revised Table of Contents for Notebook 12
6. A new divider labeled RSX-20F
7. A new RSX-20F System Specifications (AA-H213A-TK)
8. A revised Master Table of Contents
10. A revised list of TOPS-10 manuals available from the SDC (Software Distribution Center)

**INSTRUCTIONS FOR NOTEBOOK 9**

1. Replace the existing Table of Contents with the revised one supplied in this update.
2. Insert the new tab divider labeled IQL USER'S GUIDE immediately before the tab divider labeled CREF.
3. Insert the new TOPS-10/TOPS-20 Interactive Query Language User's Guide immediately after its tab divider.

**INSTRUCTIONS FOR NOTEBOOK 12**

1. Replace the existing Table of Contents with the revised one supplied in this update.
2. Insert the new divider labeled RSX-20F immediately before the divider labeled RTTRP.

3. Insert the new RSX-20F System Specifications immediately after its divider.

#### INSTRUCTIONS FOR NOTEBOOK 1

1. Replace the existing Master Table of Contents with the revised one supplied in this update.
2. On completion of the foregoing instructions, insert this update notice into Notebook 1 immediately after the tab divider labeled UPDATE NOTICES.

For your convenience, A SOFTWARE NOTEBOOKS Comment Card and a list of TOPS-10 manuals available from the SDC (Software Distribution Center) have been included as part of this update notice. You can insert them into Notebook 1 along with this notice.

**TOPS-10  
SOFTWARE NOTEBOOKS COMMENT CARD**

Do you have any suggestions to improve the organization of the TOPS-10 Software Notebooks? If so, please specify.

---



---



---

Are there any other manuals which you would like to see within the Software Notebooks? If so, please specify the names of those manuals.

---



---



---

Are there any manuals within the Software Notebooks that you feel should be deleted? If so, please specify the names of those manuals.

---



---



---

Are you missing any pages from your Software Notebooks? If so, please specify the missing page numbers.

---



---



---

Please indicate the type of user/reader that you most nearly represent

- Assembly language programmer
- Higher-level language programmer
- Occasional programmer (experienced)
- User with little programming experience
- Student programmer
- Non-programmer interested in computer concepts and capabilities

Name \_\_\_\_\_ Date \_\_\_\_\_

Organization \_\_\_\_\_

Street \_\_\_\_\_

City \_\_\_\_\_ State \_\_\_\_\_ Zip Code \_\_\_\_\_

or  
Country

If you require a written reply, please check here.


Please cut along this line.

-----Do Not Tear - Fold Here and Tape-----

**digital**



No Postage  
Necessary  
if Mailed in the  
United States



**BUSINESS REPLY MAIL**  
FIRST CLASS PERMIT NO. 33 MAYNARD MASS.

POSTAGE WILL BE PAID BY ADDRESSEE

**SOFTWARE PUBLICATIONS**  
200 FOREST STREET MR1-2/E37  
MARLBOROUGH, MASSACHUSETTS 01752

-----Do Not Tear - Fold Here and Tape-----

Cut Along Dotted Line

TOPS-10

MANUALS AVAILABLE FROM SDC

AID Manual (V1)	DEC-10-NAIDA-A-D
ALGOL Programmer's Guide (10/20)	AA-0196C-TK
APL Programmer's Reference Manual	DEC-10-LAPLA-B-D
APLSF Programmer's Reference Manual (V1)	DEC-10-LPLSA-A-D
APLSF Programmer's Reference Manual Update (V1)	DEC-10-LPLSA-A-DN1
BASIC Conversational Language Manual (V17D)	DEC-10-LBLMA-A-D
BASIC Language Reference Card (V17D)	DEC-10-XBRCA-A-D
BLISS-10 Programmer's Reference Manual (V4)	DEC-10-LBRMA-A-D
Beginner's Guide to Multiprogram Batch (V2)	DEC-10-OMPBA-C-D
COBOL Pocket Reference Card (V6,COBOL;V7,LIBOL)	DEC-10-OCRCA-A-D
COBOL-68 Language Reference Manual (Version 12)	AA-5057A-TK
COBOL User's Guide (V5)	DEC-10-LCUGA-B-D
COBOL Utilities Manual (V10)	DEC-10-LCUTA-A-D
COGO-10/20 User's Manual	AA-5510A-TK
COGO-10/20 Installation Guide	AA-5511A-TK
CPL-10/20 User's Manual	DEC-10-LCPLA-B-D
Crash Analysis Guide	AA-H206A-TB
DBMS Administrator's Procedures Manual (V5)	AA-0899C-TB
DBMS Programmer's Procedures Manual (V5)	AA-0901C-TB
DN200 Remote Station Guide	AA-D783A-TB
DN92 Remote Station User's Guide	AA-5711A-TB
Documentation Directory	AA-D858B-TB
FORTRAN IV (F40) Programmer's Reference Manual (V27)	DEC-10-LFLMA-B-D
FORTRAN-10 Programmer's Reference Manual (V5)	AA-0944E-TB
Galaxy Batch Reference Manual (V1)	DEC-10-OGBRA-A-D
Galaxy Batch Reference Manual Update (V2)	DEC-10-OGBRA-A-DN1
Galaxy Operations and System Programming Procedures Manual (V1)	DEC-10-OGBOA-A-D
Galaxy Operations and System Programming Procedures Manual Update (V2)	DEC-10-OGBOA-DN1
Getting Started With Batch	AA-D303A-TB
Getting Started With DECsystem-10 (V6.02)	DEC-10-XGSDA-A-D
Getting Started With TOPS-10 Commands (V6.02)	DEC-10-OTSCA-A-D
Hardware Reference Manual (Volume I)	EK-10/20-HR-001
Hardware Reference Manual (KA/KI)	DEC-10-XSRMA-A-D
Hardware Reference Manual Update (KL)	DEC-10-XSRMA-A-DN1
IBM Emulation/Termination DN61: 2780/3780	AA-D612A-TB
Interactive Query Language User's Guide (V3)	AA-H282A-TK
Introduction to TECO (V23)	DEC-10-UTECA-A-D
Introduction to IQL (V2.3)	DEC-10-LIQLA-A-D
LINK Reference Manual (V4)	AA-0988C-TB
LINK Reference Manual Update	AD-0988C-T1
MACRO Assembler Reference Manual (V53)	AA-C780C-TB
MACY11 Assembler User's Guide	DEC-10-LMACA-A-D
MCS Administrator's Procedures Manual (V2)	AA-0912C-TB
MCS Operator's Procedures Manual (V2)	AA-0913C-TB
MCS Programmer's Procedures Manual (V2)	AA-0914B-TB



Monitor Calls Pocket Reference Guide (V6.02)	DEC-10-OMCRB-C-D
Monitor Calls Manual (V6.03)	AA-0974C-TB
Monitor Calls Manual Update	AD-0974C-T1
Networks Programmer's Guide and Reference Manual	DEC-10-ONPGA-A-D
Networks Programmer's Guide and Reference Manual Update	DEC-10-ONPGA-A-DN1
Operating System Commands Manual (V6.03)	AA-0916C-TB
Operating System Commands Manual Update	AD-0916C-T1
Operating System Commands Reference Card (V6.02)	DEC-10-OTSMB-C-D
Operator's Guide (KL Series) (V6.03)	AA-5104A-TB
Operator's Guide (KL Series) Update	AA-5104A-T1
Operator's Guide (KL Series) Update	AD-5104A-T2
Operator's Guide (KL Series) Update	AD-5104A-T3
Operator's Guide (KL Series) Update	AD-5104A-T4
PCS-10/20 Installation Guide	AA-5513A-TK
PCS-10/20 Project Control System Reference Manual	AA-5512A-TK
RSX-20F System Specifications	AA-H213A-TK
SORT/MERGE User's Guide (V4)	AA-0997C-TB
SOS Reference Manual	AA-D598A-TB
SOS Reference Card	AV-D578A-TB
SYSERR Manual	AA-D533A-TK
System Reference Card (10/20)	DEC-10-XSRCA-B-D
TECO Reference Manual (V23)	DEC-10-ETEE-D
TECO Reference Manual Update (V23B)	DEC-10-UTPRA-A-DN1
Utilities Manual	DEC-10-UTILA-A-D
Utilities Manual Update	DEC-10-UTILA-A-DN1

Software Notebook Update 73 (Subscription Only)

Includes:

- Getting Started With Batch
- IBM Emulation/Termination DN61: 2780/3780
- Operator's Guide (KL Series) Update
- Documentation Directory Update

Software Notebook Update 74 (Subscription Only)

Includes:

- Documentation Directory
- Crash Analysis Guide
- DN200 Remote Station Guide
- Networks Programmer's Guide and Reference Manual Update
- Stopcodes
- Networks Software Installation Guide Update

Software Notebook Update 75 (Subscription Only)

Includes:

- TOPS-10/TOPS-20 INTERACTIVE QUERY LANGUAGE USER'S GUIDE (V3)
- RSX-20F SYSTEM SPECIFICATIONS

TOPS-10  
SOFTWARE NOTEBOOKS  
Update Material  
(AD-5489A-RB)

This distribution of update material for the TOPS-10 SOFTWARE NOTEBOOKS consists of the following items:

1. A new set of spine inserts for all 14 Notebooks
2. A new three-ring binder
3. This update notice (which includes the Reader's Comment Card)
4. A Table of Contents for Notebook 2
5. A cover sheet for the Networks Programmer's Guide and Reference Manual
6. Update pages for the Networks Programmer's Guide and Reference Manual (DEC-10-ONPGA-A-DN1)
7. A tab divider labeled DN200 Remote Station Guide
8. A new manual, DN200 Remote Station Guide (AA-D783A-TB)
9. A Table of Contents for Notebook 3
10. A tab divider labeled TECO REFERENCE MANUAL
11. A Table of Contents for Notebook 4
12. A Table of Contents for Notebook 7
13. A Table of Contents for Notebook 8
14. A Table of Contents for Notebook 9
15. A tab divider labeled SCIENCE LIBRARY
16. A Table of Contents for Notebook 10
17. A Table of Contents for Notebook 11
18. A tab divider labeled F40
19. A Table of Contents for Notebook 12
20. A revised STOPCODES Specification

21. A Table of Contents for Notebook 13
22. A cover sheet for the Networks Software Installation Guide
23. Update pages for the Networks Software Installation Guide (AD-5156C-T1)
24. A tab divider labeled CRASH ANALYSIS GUIDE
25. A new manual, Crash Analysis Guide (AA-H206A-TB)
26. A Table of Contents for Notebook 14
27. A revised Title Page for the Notebook Set
28. A revised Master Table of Contents
29. A revised Documentation Directory (AA-D858B-TB)
30. A revised list of TOPS-10 manuals available from the SDC (Software Distribution Center)

#### INSTRUCTIONS

1. Arrange your Software Notebooks in numerical order (1-13).
2. Insert the new binder between Notebook 2 and Notebook 3.
3. Remove all the spine inserts (1-13).
4. Insert the new spine inserts (1-14).

#### INSTRUCTIONS FOR NOTEBOOK 2

1. Remove the SOS Reference Manual and its divider and set them aside.
2. Insert the new Table of Contents (supplied in this update).
3. Remove the following manuals and their dividers from Notebook 4 and insert them in this Notebook (2) behind the Operating System Commands Manual:

Networks Programmer's Guide and Reference Manual  
DN92 Remote Station User's Guide

4. Using the cover sheet as a guide, replace the existing pages of the Networks Programmer's Guide and Reference Manual with the revised ones supplied in this update.
5. Insert the new tab divider labeled DN200 Remote Station Guide at the back of the Notebook.

6. Insert the new DN200 Remote Station Guide immediately after its tab divider.

#### **INSTRUCTIONS FOR NOTEBOOK 3**

1. Insert the tab divider labeled SOS REFERENCE MANUAL that you set aside from Notebook 2.
2. Insert the SOS Reference Manual immediately after its tab divider.
3. Remove the Introduction to TECO Manual and its divider from Notebook 1.
4. Insert the tab divider labeled TECO immediately before the tab divider labeled SOS REFERENCE MANUAL.
5. Insert the Introduction to TECO Manual immediately after its tab divider.
6. Remove the TECO Reference Manual from Notebook 10.
7. Insert the new tab divider labeled TECO REFERENCE MANUAL (supplied in this update) immediately before the tab divider labeled SOS REFERENCE MANUAL.
8. Insert the TECO Reference Manual immediately after its tab divider.
9. Remove the SOS User's Guide and its tab divider from Notebook 10.
10. Insert the tab divider labeled SOS USER'S GUIDE immediately before the tab divider labeled SOS REFERENCE MANUAL.
11. Insert the SOS User's Guide immediately after its tab divider.

#### **INSTRUCTIONS FOR NOTEBOOK 4**

Insert the new Table of Contents.

#### **INSTRUCTIONS FOR NOTEBOOK 7**

Insert the new Table of Contents.

#### **INSTRUCTIONS FOR NOTEBOOK 8**

Insert the new Table of Contents.

#### INSTRUCTIONS FOR NOTEBOOK 9

1. Insert the new Table of Contents.
2. Remove the FORTRAN IV (F40) Programmer's Reference Manual and set it aside.
3. Insert the new tab divider labeled SCIENCE LIBRARY (supplied in this update) immediately after the FORTRAN-10 Programmer's Reference Manual.

#### INSTRUCTIONS FOR NOTEBOOK 10

1. Insert the new Table of Contents.
2. Remove and discard the Remote Station User's Guide. You might want to retain a copy of this document for your files.

#### INSTRUCTIONS FOR NOTEBOOK 11

1. Replace the existing Table of Contents with the revised one supplied in this update.
2. Insert the new divider labeled F40 (supplied in this update) immediately before the divider labeled FACT.
3. Insert the FORTRAN IV Programmer's Reference Manual immediately after its divider.
4. Remove and discard FAILSA and its divider. This is no longer a DECsystem-10 supported product. It has been superseded by BACKUP. You might want to retain a copy of this manual for your files.

#### INSTRUCTIONS FOR NOTEBOOK 12

1. Replace the existing Table of Contents with the new one supplied in this update.
2. Replace the existing STOPCD Specification with the revised one supplied in this update.
3. Remove and discard the UUOPRV Specification and its divider. Note that all privileged monitor calls are described in the DECsystem-10 Monitor Calls Manual. You might want to retain a copy of this document for your files.

#### INSTRUCTIONS FOR NOTEBOOK 13

1. Replace the existing Table of Contents with the new one supplied in this update.
2. Using the cover sheet as a guide, replace the existing pages of the Networks Software Installation Guide with the revised ones supplied in this update.
3. Insert the tab divider labeled CRASH ANALYSIS GUIDE (supplied in this update) immediately before the tab divider labeled MAINTENANCE DOCUMENTATION.
4. Insert the new manual Crash Analysis Guide immediately after its tab divider.

#### INSTRUCTIONS FOR NOTEBOOK 14

1. Replace the existing Table of Contents with the new one supplied in this update.
2. Remove and discard the GETMON Specification and its divider. The information in GETMON is duplicated in the Monitor Installation Guide. You might want to retain a copy of this document for your files.
3. Remove and discard the ONCE Specification and its divider. The information in ONCE is duplicated in the Monitor Installation Guide. You might want to retain a copy of this document for your files.

#### INSTRUCTIONS FOR NOTEBOOK 1

1. Replace the existing Title Page with the revised one supplied in this update.
2. Replace the existing Master Table of Contents with the revised one supplied in this update.
3. Replace the existing Documentation Directory with the revised one supplied in this update.
4. Remove and discard Update Notices up to Update Notice #71.
5. On completion of the foregoing instructions, insert this update notice into Notebook 1 immediately after the tab divider labeled UPDATE NOTICES.

For your convenience, A SOFTWARE NOTEBOOK Comment Card and a list of TOPS-10 manuals available from the SDC (Software Distribution Center) have been included as part of this update notice. You can insert them into Notebook 1 along with this notice.

**TOPS-10  
SOFTWARE NOTEBOOKS COMMENT CARD**

Do you have any suggestions to improve the organization of the TOPS-10 Software Notebooks? If so, please specify.

---



---



---

Are there any other manuals which you would like to see within the Software Notebooks? If so, please specify the names of those manuals.

---



---



---

Are there any manuals within the Software Notebooks that you feel should be deleted? If so, please specify the names of those manuals.

---



---



---

Are you missing any pages from your Software Notebooks? If so, please specify the missing page numbers.

---



---



---

Please indicate the type of user/reader that you most nearly represent

- Assembly language programmer
- Higher-level language programmer
- Occasional programmer (experienced)
- User with little programming experience
- Student programmer
- Non-programmer interested in computer concepts and capabilities

Name \_\_\_\_\_ Date \_\_\_\_\_

Organization \_\_\_\_\_

Street \_\_\_\_\_

City \_\_\_\_\_ State \_\_\_\_\_ Zip Code \_\_\_\_\_

or  
Country

If you require a written reply, please check here.


Please cut along this line.

Do Not Tear - Fold Here and Tape

**digital**



No Postage  
Necessary  
if Mailed in the  
United States



**BUSINESS REPLY MAIL**  
FIRST CLASS PERMIT NO. 33 MAYNARD MASS.

POSTAGE WILL BE PAID BY ADDRESSEE

**SOFTWARE PUBLICATIONS**  
200 FOREST STREET MR1-2/E37  
MARLBOROUGH, MASSACHUSETTS 01752

Do Not Tear - Fold Here and Tape

Cut Along Dotted Line



TOPS-10

MANUALS AVAILABLE FROM SDC

AID Manual (V1)	DEC-10-NAIDA-A-D
ALGOL Programmer's Guide (10/20)	AA-0196C-TK
APL Programmer's Reference Manual	DEC-10-LAPLA-B-D
APLSF Programmer's Reference Manual (V1)	DEC-10-LPLSA-A-D
APLSF Programmer's Reference Manual Update (V1)	DEC-10-LPLSA-A-DN1
BASIC Conversational Language Manual (V17D)	DEC-10-LBLMA-A-D
BASIC Language Reference Card (V17D)	DEC-10-XBRCA-A-D
BLISS-10 Programmer's Reference Manual (V4)	DEC-10-LBRMA-A-D
Beginner's Guide to Multiprogram Batch (V2)	DEC-10-OMPBA-C-D
COBOL Pocket Reference Card (V6,COBOL;V7,LIBOL)	DEC-10-OCRCA-A-D
COBOL-68 Language Reference Manual (Version 12)	AA-5057A-TK
COBOL User's Guide (V5)	DEC-10-LCUGA-B-D
COBOL Utilities Manual (V10)	DEC-10-LCUTA-A-D
COGO-10 Reference Manual	DEC-10-ACOGA-A-D
CPL-10/20 User's Manual	DEC-10-LCPLA-B-D
Crash Analysis Guide	AA-H206A-TB
DBMS Administrator's Procedures Manual (V5)	AA-0899C-TB
DBMS Programmer's Procedures Manual (V5)	AA-0901C-TB
DN200 Remote Station Guide	AA-D783A-TB
DN92 Remote Station User's Guide	AA-5711A-TB
Documentation Directory	AA-D858B-TB
FORTRAN IV (F40) Programmer's Reference Manual (V27)	DEC-10-LFLMA-B-D
FORTRAN-10 Programmer's Reference Manual (V5)	AA-0944E-TB
Galaxy Batch Reference Manual (V1)	DEC-10-OGBRA-A-D
Galaxy Batch Reference Manual Update (V2)	DEC-10-OGBRA-A-DN1
Galaxy Operations and System Programming Procedures Manual (V1)	DEC-10-OGBOA-A-D
Galaxy Operations and System Programming Procedures Manual Update (V2)	DEC-10-OGBOA-DN1
Getting Started With Batch	AA-D303A-TB
Getting Started With DECsystem-10 (V6.02)	DEC-10-XGSDA-A-D
Getting Started With TOPS-10 Commands (V6.02)	DEC-10-OTSCA-A-D
Hardware Reference Manual (Volume I)	EK-10/20-HR-001
Hardware Reference Manual (KA/KI)	DEC-10-XSRMA-A-D
Hardware Reference Manual Update (KL)	DEC-10-XSRMA-A-DN1
IBM Emulation/Termination DN61: 2780/3780	AA-D612A-TB
Introduction to TECO (V23)	DEC-10-UTECA-A-D
Introduction to IQL	DEC-10-LIQLA-A-D
IQL Language Reference Manual	DEC-10-LIQRA-A-D
IQL User's Guide	DEC-10-LIQTA-A-D
LINK Reference Manual (V4)	AA-0988C-TB
LINK Reference Manual Update	AD-0988C-T1
MACRO Assembler Reference Manual (V53)	AA-C780C-TB
MACY11 Assembler User's Guide	DEC-10-LMACA-A-D
MCS Administrator's Procedures Manual (V2)	AA-0912C-TB
MCS Operator's Procedures Manual (V2)	AA-0913C-TB
MCS Programmer's Procedures Manual (V2)	AA-0914B-TB
Monitor Calls Pocket Reference Guide (V6.02)	DEC-10-OMCRB-C-D
Monitor Calls Manual (V6.03)	AA-0974C-TB
Monitor Calls Manual Update	AD-0974C-T1
Networks Programmer's Guide and Reference Manual	DEC-10-ONPGA-A-D
Networks Programmer's Guide and Reference Manual Update	DEC-10-ONPGA-A-DN1
Operating System Commands Manual (V6.03)	AA-0916C-TB
Operating System Commands Manual Update	AD-0916C-T1
Operating System Commands Reference Card (V6.02)	DEC-10-OTSMB-C-D

Operator's Guide (KL Series) (V6.03)	AA-5104A-TB
Operator's Guide (KL Series) Update	AA-5104A-T1
Operator's Guide (KL Series) Update	AD-5104A-T2
Operator's Guide (KL Series) Update	AD-5104A-T3
Operator's Guide (KL Series) Update	AD-5104A-T4
PCS-10/20 Installation Guide	AA-5513A-TK
PCS-10/20 Project Control System Reference Manual	AA-5512A-TK
SORT/MERGE User's Guide (V4)	AA-0997C-TB
SOS Reference Manual	AA-D598A-TB
SOS Reference Card	AV-D578A-TB
SYSERR Manual	AA-D533A-TK
System Reference Card (10/20)	DEC-10-XSRCA-B-D
TECO Reference Manual (V23)	DEC-10-ETEE-D
TECO Reference Manual Update (V23B)	DEC-10-UTPRA-A-DN1
Utilities Manual	DEC-10-UTILA-A-D
Utilities Manual Update	DEC-10-UTILA-A-DN1

Software Notebook Update 72 (Subscription Only)

Includes:

(TOPS-10 and TOPS-20) SYSERR Manual

Software Notebook Update 73 (Subscription Only)

Includes:

Getting Started With Batch  
 IBM Emulation/Termination DN61: 2780/3780  
 Operator's Guide (KL Series) Update  
 Documentaion Directory Update

Software Notebook Update 74 (Subscription Only)

Includes:

Documentation Directory  
 Crash Analysis Guide  
 DN200 Remote Station Guide  
 Networks Programmer's Guide and Reference Manual Update  
 Stopcodes  
 Networks Software Installation Guide Update

DECsystem-10  
SOFTWARE NOTEBOOKS  
Update Material  
(AD-5488A-RB)

This distribution of update material for the DECsystem-10 SOFTWARE NOTEBOOKS consists of the following items:

1. A spine insert for Notebook 3.
2. A spine insert for Notebook 12.
3. This update notice (which includes the Reader's Comment Card).
4. A tab divider labeled GETTING STARTED WITH BATCH.
5. A new manual, TOPS-10 Getting Started With Batch (AA-D303A-TB).
6. A revised Table of Contents for Notebook 12.
7. A tab divider labeled IBM DN61:2780/3780.
8. A new manual, IBM Emulation/Termination DN61:2780/3780 (AA-D612A-TB).
9. A revised Table of Contents for Notebook 13.
10. A cover sheet for the DECsystem-10 Operator's Guide (KL Series).
11. Update pages for the DECsystem-10 Operator's Guide (KL Series) (AD-5104A-T4).
12. A cover sheet for the DECsystem-10 Documentation Directory.
13. Update pages for the DECsystem-10 Documentation Directory (DEC-10-OXDDA-A-DN3).
14. A revised Master Table of Contents.
15. A revised list of DECsystem-10 manuals available from the SDC (Software Distribution Center).

INSTRUCTIONS FOR NOTEBOOK 3

1. Insert the new spine.
2. Insert the new tab divider labeled GETTING STARTED WITH BATCH immediately before the tab divider labeled GALAXY BATCH REFERENCE MANUAL.

3. Insert the new manual, TOPS-10 Getting Started With Batch immediately after its tab divider.

#### INSTRUCTIONS FOR NOTEBOOK 12

1. Insert the new spine.
2. Remove and discard the tab divider labeled MONITOR COURSE MATERIALS.
3. Replace the existing Table of Contents with the revised one supplied in this update.
4. Insert the new tab divider labeled IBM DN61:2780/3780 immediately before the tab divider labeled SYSTEM PROGRAMMING PROCEDURES AND TECHNIQUES.
5. Insert the new manual, IBM Emulation/Termination DN61:2780/3780 immediately after its tab divider.

#### INSTRUCTIONS FOR NOTEBOOK 13

1. Replace the existing Table of Contents with the revised one supplied in this update.
2. Using the cover sheet as a guide, replace the existing pages of the DECsystem-10 Operator's Guide (KL Series) with the revised ones supplied in this update.

#### INSTRUCTIONS FOR NOTEBOOK 1

1. Using the cover sheet as a guide, replace the existing pages of the DECsystem-10 Documentation Directory with the revised ones supplied in this update.
2. Replace the existing Master Table of Contents with the revised one supplied in this update.
3. On completion of the foregoing instructions, insert this update notice into Notebook 1 immediately after the tab divider labeled UPDATE NOTICES. This is the seventy-third notice to be added to that section.

For your convenience, A software Notebook Comment Card and a list of DECsystem-10 manuals available from the SDC (Software Distribution Center) have been included as part of this update notice. You can insert them into Notebook 1 along with this notice.

**DECsystem-10  
SOFTWARE NOTEBOOKS COMMENT CARD**

Do you have any suggestions to improve the organization of the DECsystem-10 Software Notebooks? If so, please specify.

---

---

---

Are there any other manuals which you would like to see within the Software Notebooks? If so, please specify the names of those manuals.

---

---

---

Are there any manuals within the Software Notebooks that you feel should be deleted? If so, please specify the names of those manuals.

---

---

---

Are you missing any pages from your Software Notebooks? If so, please specify the missing page numbers.

---

---

---

Please cut along this line.

Please indicate the type of user/reader that you most nearly represent

- Assembly language programmer
- Higher-level language programmer
- Occasional programmer (experienced)
- User with little programming experience
- Student programmer
- Non-programmer interested in computer concepts and capabilities

Name \_\_\_\_\_ Date \_\_\_\_\_

Organization \_\_\_\_\_

Street \_\_\_\_\_

City \_\_\_\_\_ State \_\_\_\_\_ Zip Code \_\_\_\_\_

or  
Country

If you require a written reply, please check here.

-----Do Not Tear - Fold Here and Tape-----

**digital**



No Postage  
Necessary  
if Mailed in the  
United States



**BUSINESS REPLY MAIL**  
FIRST CLASS PERMIT NO. 33 MAYNARD MASS.

POSTAGE WILL BE PAID BY ADDRESSEE

**SOFTWARE PUBLICATIONS**  
200 FOREST STREET MR1-2/E37  
MARLBOROUGH, MASSACHUSETTS 01752

-----Do Not Tear - Fold Here and Tape-----

Cut Along Dotted Line

DECsystem-10

MANUALS AVAILABLE FROM SDC

AID Manual (V1)	DEC-10-NAIDA-A-D
ALGOL Programmer's Guide (10/20)	AA-0196C-TK
APL Programmer's Reference Manual	DEC-10-LAPLA-B-D
APLSF Programmer's Reference Manual (V1)	DEC-10-LPLSA-A-D
APLSF Programmer's Reference Manual Update (V1)	DEC-10-LPLSA-A-DN1
BASIC Conversational Language Manual (V17D)	DEC-10-LBLMA-A-D
BASIC Language Reference Card (V17D)	DEC-10-XBRCA-A-D
BLISS-10 Programmer's Reference Manual (V4)	DEC-10-LBRMA-A-D
Beginner's Guide to Multiprogram Batch (V2)	DEC-10-OMPBA-C-D
COBOL Pocket Reference Card (V6,COBOL;V7,LIBOL)	DEC-10-OCRCA-A-D
COBOL-68 Language Reference Manual (Version 12)	AA-5057A-TK
COBOL User's Guide (V5)	DEC-10-LCUGA-B-D
COBOL Utilities Manual (V10)	DEC-10-LCUTA-A-D
COGO-10 Reference Manual	DEC-10-ACOGA-A-D
CPL-10/20 User's Manual	DEC-10-LCPLA-B-D
DBMS Administrator's Procedures Manual (V5)	AA-0899C-TB
DBMS Programmer's Procedures Manual (V5)	AA-0901C-TB
DN92 Remote Station User's Guide	AA-5711A-TB
Documentation Directory	DEC-10-OXDDA-A-D
Documentation Directory Update	DEC-10-OXDDA-A-DN1
Documentation Directory Update	DEC-10-OXDDA-A-DN2
Documentation Directory Update	DEC-10-OXDDA-A-DN3
FORTTRAN IV Programmer's Reference Manual (V27)	DEC-10-LFLMA-B-D
FORTTRAN-10 Programmer's Reference Manual (V5)	AA-0944E-TB
Galaxy Batch Reference Manual (V1)	DEC-10-OGBRA-A-D
Galaxy Batch Reference Manual Update (V2)	DEC-10-OGBRA-A-DN1
Galaxy Operations and System Programming Procedures Manual (V1)	DEC-10-OGBOA-A-D
Galaxy Operations and System Programming Procedures Manual Update (V2)	DEC-10-OGBOA-DN1
Getting Started With Batch	AA-D303A-TB
Getting Started With DECsystem-10 (V6.02)	DEC-10-XGSDA-A-D
Getting Started With TOPS-10 Commands (V6.02)	DEC-10-OTSCA-A-D
Hardware Reference Manual (Volume I)	EK-10/20-HR-001
Hardware Reference Manual (KA/KI)	DEC-10-XSRMA-A-D
Hardware Reference Manual Update (KL)	DEC-10-XSRMA-A-DN1
IBM Emulation/Termination DN61: 2780/3780	AA-D612A-TB
Introduction to TECO (V23)	DEC-10-UTECA-A-D
Introduction to IQL	DEC-10-LIQLA-A-D
IQL Language Reference Manual	DEC-10-LIQRA-A-D
IQL User's Guide	DEC-10-LIQTA-A-D
LINK Reference Manual (V4)	AA-0988C-TB
LINK Reference Manual Update	AD-0988C-T1
MACRO Assembler Reference Manual (V53)	AA-C780C-TB
MACY11 Assembler User's Guide	DEC-10-LMACA-A-D
MCS Administrator's Procedures Manual (V2)	AA-0912C-TB
MCS Operator's Procedures Manual (V2)	AA-0913C-TB
MCS Programmer's Procedures Manual (V2)	AA-0914B-TB
Monitor Calls Pocket Reference Guide (V6.02)	DEC-10-OMCRB-C-D
Monitor Calls Manual (V6.03)	AA-0974C-TB
Monitor Calls Manual Update	AD-0974C-T1
Networks Programmer's Guide and Reference Manual	DEC-10-ONPGA-A-D
Operating System Commands Manual (V6.03)	AA-0916C-TB
Operating System Commands Manual Update	AD-0916C-T1
Operating System Commands Reference Card (V6.02)	DEC-10-OTSMB-C-D
Operator's Guide (KL Series) (V6.03)	AA-5104A-TB
Operator's Guide (KL Series) Update	AA-5104A-T1

Operator's Guide (KL Series) Update	AD-5104A-T2
Operator's Guide (KL Series) Update	AD-5104A-T3
OPERATOR'S GUIDE (KL SERIES) UPDATE	AD-5104A-T4
PCS-10/20 Installation Guide	AA-5513A-TK
PCS-10/20 Project Control System Reference Manual	AA-5512A-TK
SORT/MERGE User's Guide (V4)	AA-0997C-TB
SOS Reference Manual	AA-D598A-TB
System Reference Card (10/20)	DEC-10-XSRCA-B-D
TECO Reference Manual (V23)	DEC-10-ETEE-D
TECO Reference Manual Update (V23B)	DEC-10-UTPRA-A-DN1
Utilities Manual	DEC-10-UTILA-A-D
Utilities Manual Update	DEC-10-UTILA-A-DN1
TOPS-10 and TOPS-20 SYSERR Manual	AA-D533A-TK

Software Notebook Update 70 (Subscription Only)

Includes:

- Operator's Guide (KL Series) Update
- Documentation Directory Update
- Monitor Installation Guide Update
- Networks Software Installation Guide

Software Notebook Update 71 (Subscription Only)

Includes:

- PCS-10/20 Installation Guide (V1)
- PCS-10/20 Proj. Control System Reference Manual (V1)
- SOS Reference Manual
- LINK Reference Manual Update
- Documentation Directory Update

Software Notebook Update 72 (Subscription Only)

Includes:

- TOPS-10 and TOPS-20 SYSERR Manual

Software Notebook Update 73 (Subscription Only)

Includes:

- TOPS-10 Getting Started With Batch
- IBM Emulation/Termination DN61: 2780/3780
- Operator's Guide (KL Series) Update
- Documentation Directory Update



## SOFTWARE NOTEBOOKS

## Update Material

(AD-5487A-RB)

This distribution of update material for the DECsystem-10 SOFTWARE NOTEBOOKS consists of the following items:

1. A spine insert for Notebook 11.
2. This update notice (which includes the Reader's Comment Card).
3. A revised Table of Contents for Notebook 11.
4. A new tab divider labeled SYSERR Manual.
5. A new manual, TOPS-10 and TOPS-20 SYSERR Manual (AA-D533A-TK).
6. A revised Master Table of Contents.
7. A revised list of DECsystem-10 manuals available from the SDC (Software Distribution Center).

## INSTRUCTIONS FOR NOTEBOOK 11

1. Replace the existing Table of Contents with the revised one supplied in this update.
2. Remove the SYSERR Specification and its divider.
3. Insert the tab divider labeled SYSERR Manual at the end of the Notebook.
4. Insert the new TOPS-10 and TOPS-20 Manual immediately after its tab divider.

## INSTRUCTIONS FOR NOTEBOOK 1

1. Replace the existing Master Table of Contents with the revised one supplied in this update.
2. On completion of the foregoing instructions, insert this update notice into Notebook 1 immediately after the tab divider labeled UPDATE NOTICES. This is the seventy-second notice to be added to that section.

For your convenience, A Software Notebook Comment Card and a list of DECsystem-10 manuals available from the SDC (Software Distribution Center) have been included as part of this update notice. You can insert them into Notebook 1 along with this notice.

**DECsystem-10  
SOFTWARE NOTEBOOKS COMMENT CARD**

Do you have any suggestions to improve the organization of the DECsystem-10 Software Notebooks? If so, please specify.

---

---

---

Are there any other manuals which you would like to see within the Software Notebooks? If so, please specify the names of those manuals.

---

---

---

Are there any manuals within the Software Notebooks that you feel should be deleted? If so, please specify the names of those manuals.

---

---

---

Are you missing any pages from your Software Notebooks? If so, please specify the missing page numbers.

---

---

---

Please cut along this line.

Please indicate the type of user/reader that you most nearly represent

- Assembly language programmer
- Higher-level language programmer
- Occasional programmer (experienced)
- User with little programming experience
- Student programmer
- Non-programmer interested in computer concepts and capabilities

Name \_\_\_\_\_ Date \_\_\_\_\_

Organization \_\_\_\_\_

Street \_\_\_\_\_

City \_\_\_\_\_ State \_\_\_\_\_ Zip Code \_\_\_\_\_

or  
Country


If you require a written reply, please check here.

Do Not Tear - Fold Here and Tape

**digital**



No Postage  
Necessary  
if Mailed in the  
United States



**BUSINESS REPLY MAIL**  
FIRST CLASS PERMIT NO. 33 MAYNARD MASS.

POSTAGE WILL BE PAID BY ADDRESSEE

**SOFTWARE PUBLICATIONS**  
200 FOREST STREET MR1-2/E37  
MARLBOROUGH, MASSACHUSETTS 01752

Do Not Tear - Fold Here and Tape

Cut Along Dotted Line

DECsystem-10

MANUALS AVAILABLE FROM SDC

AID Manual (V1)	DEC-10-NAIDA-A-D
ALGOL Programmer's Guide (10/20)	AA-0196C-TK
APL Programmer's Reference Manual	DEC-10-LAPLA-B-D
APLSF Programmer's Reference Manual (V1)	DEC-10-LPLSA-A-D
APLSF Programmer's Reference Manual Update (V1)	DEC-10-LPLSA-A-DN1
BASIC Conversational Language Manual (V17D)	DEC-10-LBLMA-A-D
BASIC Language Reference Card (V17D)	DEC-10-XBRCA-A-D
BLISS-10 Programmer's Reference Manual (V4)	DEC-10-LBRMA-A-D
Beginner's Guide to Multiprogram Batch (V2)	DEC-10-OMPBA-C-D
COBOL Pocket Reference Card (V6,COBOL;V7,LIBOL)	DEC-10-OCRCA-A-D
COBOL-68 Language Reference Manual (Version 12)	AA-5057A-TK
COBOL User's Guide (V5)	DEC-10-LCUGA-B-D
COBOL Utilities Manual (V10)	DEC-10-LCUTA-A-D
COGO-10 Reference Manual	DEC-10-ACOGA-A-D
CPL-10/20 User's Manual	DEC-10-LCPLA-B-D
DBMS Administrator's Procedures Manual (V5)	AA-0899C-TB
DBMS Programmer's Procedures Manual (V5)	AA-0901C-TB
DN92 Remote Station User's Guide	AA-5711A-TB
Documentation Directory	DEC-10-OXDDA-A-D
Documentation Directory Update	DEC-10-OXDDA-A-DN1
Documentation Directory Update	DEC-10-OXDDA-A-DN2
FORTTRAN IV Programmer's Reference Manual (V27)	DEC-10-LFLMA-B-D
FORTTRAN-10 Programmer's Reference Manual (V5)	AA-0944E-TB
Galaxy Batch Reference Manual (V1)	DEC-10-OGBRA-A-D
Galaxy Batch Reference Manual Update (V2)	DEC-10-OGBRA-A-DN1
Galaxy Operations and System Programming Procedures Manual (V1)	DEC-10-OGBOA-A-D
Galaxy Operations and System Programming Procedures Manual Update (V2)	DEC-10-OGBOA-DN1
Getting Started With DECsystem-10 (V6.02)	DEC-10-XGSDA-A-D
Getting Started With TOPS-10 Commands (V6.02)	DEC-10-OTSCA-A-D
Hardware Reference Manual (Volume I)	EK-10/20-HR-001
Hardware Reference Manual (KA/KI)	DEC-10-XSRMA-A-D
Hardware Reference Manual Update (KL)	DEC-10-XSRMA-A-DN1
Introduction to TECO (V23)	DEC-10-UTECA-A-D
Introduction to IQL	DEC-10-LIQLA-A-D
IQL Language Reference Manual	DEC-10-LIQRA-A-D
IQL User's Guide	DEC-10-LIQTA-A-D
LINK Reference Manual (V4)	AA-0988C-TB
LINK Reference Manual Update	AD-0988C-T1
MACRO Assembler Reference Manual (V53)	AA-C780C-TB
MACY11 Assembler User's Guide	DEC-10-LMACA-A-D
MCS Administrator's Procedures Manual (V2)	AA-0912C-TB
MCS Operator's Procedures Manual (V2)	AA-0913C-TB
MCS Programmer's Procedures Manual (V2)	AA-0914B-TB
Monitor Calls Pocket Reference Guide (V6.02)	DEC-10-OMCRB-C-D
Monitor Calls Manual (V6.03)	AA-0974C-TB
Monitor Calls Manual Update	AD-0974C-T1
Networks Programmer's Guide and Reference Manual	DEC-10-ONPGA-A-D
Operating System Commands Manual (V6.03)	AA-0916C-TB
Operating System Commands Manual Update	AD-0916C-T1
Operating System Commands Reference Card (V6.02)	DEC-10-OTSMB-C-D
Operator's Guide (KL Series) (V6.03)	AA-5104A-TB
Operator's Guide (KL Series) Update	AA-5104A-T1
Operator's Guide (KL Series) Update	AD-5104A-T2
Operator's Guide (KL Series) Update	AD-5104A-T3
PCS-10/20 Installation Guide	AA-5513A-TK

PCS-10/20 Project Control System  
Reference Manual  
SORT/MERGE User's Guide (V4)  
SOS Reference Manual  
System Reference Card (10/20)  
TECO Reference Manual (V23)  
TECO Reference Manual Update (V23B)  
Utilities Manual  
Utilities Manual Update  
TOPS-10 and TOPS-20 SYSERR Manual

AA-5512A-TK  
AA-0997C-TB  
AA-D598A-TB  
DEC-10-XSRCA-B-D  
DEC-10-ETEE-D  
DEC-10-UTPRA-A-DN1  
DEC-10-UTILA-A-D  
DEC-10-UTILA-A-DN1  
AA-D533A-TK

Software Notebooks Update 68 (Subscription Only)

Includes:

Operating System Commands Manual Update  
DN92 Remote Station User's Guide  
MACRO Assembler Reference Manual  
LINK Reference Manual  
DISK I/O Processing Specification  
Software Installation Guide  
Operator's Guide Update  
Operator's Guide (KL Series) Update

Software Notebook Update 69 (Subscription Only)

Includes:

COBOL-68 Language Reference Manual  
SORT/MERGE User's Guide

Software Notebook Update 70 (Subscription Only)

Includes:

Operator's Guide (KL Series) Update  
Documentation Directory Update  
Monitor Installation Guide Update  
Networks Software Installation Guide

Software Notebook Update 71 (Subscription Only)

Includes:

PCS-10/20 Installation Guide (V1)  
PCS-10/20 Proj. Control System Reference Manual (V1)  
SOS Reference Manual  
LINK Reference Manual Update  
Documentation Directory Update

Software Notebook Update 72 (Subscription Only)

Includes:

TOPS-10 and TOPS-20 SYSERR Manual

## SOFTWARE NOTEBOOKS

## Update Material

(AD-5486A-RB)

This distribution of update material for the DECsystem-10 SOFTWARE NOTEBOOKS consists of the following items:

1. A TOPS-10 SOS Reference Card.
2. A spine insert for Notebook 2.
3. A spine insert for Notebook 13.
4. This update notice (which includes the Reader's Comment Card).
5. A new tab divider labeled Operating System Commands Manual.
6. A new tab divider labeled SOS Reference Manual.
7. A new manual, SOS Reference Manual (AA-D598A-TB).
8. A cover sheet for the LINK Reference Manual.
9. Update pages for the LINK Reference Manual (AD-0988C-T1).
10. A new tab divider labeled PCS Installation Guide.
11. A new PCS-10/20 Installation Guide (AA-5513A-TK).
12. A new tab divider labeled PCS Reference Manual.
13. A new manual, PCS-10/20 Project Control System Reference Manual (AA-5512A-TK).
14. A cover sheet for the DECsystem-10 Documentation Directory.
15. Update pages for the DECsystem-10 Documentation Directory (DEC-10-OXDDA-A-DN2).
16. A revised Master Table of Contents.
17. A revised list of DECsystem-10 manuals available from the Software Distribution Center (SDC).

## INSTRUCTIONS FOR NOTEBOOK 2

1. Insert the new divider labeled Operating System Commands Manual immediately before the Operating System Commands Manual.
2. Insert the new divider labeled SOS Reference Manual after the Operating System Commands Manual.
3. Insert the new SOS Reference Manual immediately after its tab divider.

## INSTRUCTIONS FOR NOTEBOOK 9

Using the cover sheet as a guide, replace the existing pages of the LINK Reference Manual with the revised ones supplied in this update.

## INSTRUCTIONS FOR NOTEBOOK 13

1. Replace the existing Table of Contents with the revised one supplied in this update.
2. Insert the new tab divider labeled PCS Installation Guide at the end of the notebook.
3. Insert the new PCS-10/20 Installation Guide immediately after its tab divider.
4. Insert the new tab divider labeled PCS Reference Manual immediately after the PCS-10/20 Installation Guide.
5. Insert the new PCS-10/20 Project Control System Reference Manual immediately after its tab divider.

## INSTRUCTIONS FOR NOTEBOOK 1

1. Using the cover sheet as a guide, replace the existing pages of the DECsystem-10 Documentation Directory with the revised ones supplied in this update.
2. Replace the existing Master Table of Contents with the revised one supplied in this update.
3. On completion of the foregoing instructions, insert this update notice into Notebook 1 immediately after the tab divider labeled UPDATE NOTICES. This is the seventy-first notice to be added to that section.

For your convenience, A SOFTWARE NOTEBOOK Comment Card and a list of DECsystem-10 manuals available from the Software Distribution Center have been included as part of this update notice. You may insert them into Notebook 1 along with this notice.

**DECsystem-10  
SOFTWARE NOTEBOOKS COMMENT CARD**

Do you have any suggestions to improve the organization of the DECsystem-10 Software Notebooks? If so, please specify.

\_\_\_\_\_  
\_\_\_\_\_  
\_\_\_\_\_

Are there any other manuals which you would like to see within the Software Notebooks? If so, please specify the names of those manuals.

\_\_\_\_\_  
\_\_\_\_\_  
\_\_\_\_\_

Are there any manuals within the Software Notebooks that you feel should be deleted? If so, please specify the names of those manuals.

\_\_\_\_\_  
\_\_\_\_\_  
\_\_\_\_\_

Are you missing any pages from your Software Notebooks? If so, please specify the missing page numbers.

\_\_\_\_\_  
\_\_\_\_\_  
\_\_\_\_\_

Please indicate the type of user/reader that you most nearly represent

- Assembly language programmer
- Higher-level language programmer
- Occasional programmer (experienced)
- User with little programming experience
- Student programmer
- Non-programmer interested in computer concepts and capabilities

Name \_\_\_\_\_ Date \_\_\_\_\_

Organization \_\_\_\_\_

Street \_\_\_\_\_

City \_\_\_\_\_ State \_\_\_\_\_ Zip Code \_\_\_\_\_

or  
Country

If you require a written reply, please check here.

Please cut along  
line.




-----Do Not Tear - Fold Here and Tape-----

**digital**



No Postage  
Necessary  
if Mailed in the  
United States



**BUSINESS REPLY MAIL**  
FIRST CLASS PERMIT NO. 33 MAYNARD MASS.

POSTAGE WILL BE PAID BY ADDRESSEE

**SOFTWARE PUBLICATIONS**  
200 FOREST STREET MR1-2/E37  
MARLBOROUGH, MASSACHUSETTS 01752

-----Do Not Tear - Fold Here and Tape-----

Cut Along Dotted Line

DECsystem-10

MANUALS AVAILABLE FROM SDC

AID Manual (V1)	DEC-10-NAIDA-A-D
ALGOL Programmer's Guide (10/20)	AA-0196C-TK
APL Programmer's Reference Manual	DEC-10-LAPLA-B-D
APLSF Programmer's Reference Manual (V1)	DEC-10-LPLSA-A-D
APLSF Programmer's Reference Manual Update (V1)	DEC-10-LPLSA-A-DN1
BASIC Conversational Language Manual (V17D)	DEC-10-LBLMA-A-D
BASIC Language Reference Card (V17D)	DEC-10-XBRCA-A-D
BLISS-10 Programmer's Reference Manual (V4)	DEC-10-LBRMA-A-D
Beginner's Guide to Multiprogram Batch (V2)	DEC-10-OMPBA-C-D
COBOL Pocket Reference Card (V6,COBOL;V7,LIBOL)	DEC-10-OCRCA-A-D
COBOL-68 Language Reference Manual (Version 12)	AA-5057A-TK
COBOL User's Guide (V5)	DEC-10-LCUGA-B-D
COBOL Utilities Manual (V10)	DEC-10-LCUTA-A-D
COGO-10 Reference Manual	DEC-10-ACOGA-A-D
CPL-10/20 User's Manual	DEC-10-LCPLA-B-D
DBMS Administrator's Procedures Manual (V5)	AA-0899C-TB
DBMS Programmer's Procedures Manual (V5)	AA-0901C-TB
DN92 Remote Station User's Guide	AA-5711A-TB
Documentation Directory	DEC-10-OXDDA-A-D
Documentation Directory Update	DEC-10-OXDDA-A-DN1
Documentation Directory Update	DEC-10-OXDDA-A-DN2
FORTTRAN IV Programmer's Reference Manual (V27)	DEC-10-LFLMA-B-D
FORTTRAN-10 Programmer's Reference Manual (V5)	AA-0944E-TB
Galaxy Batch Reference Manual (V1)	DEC-10-OGBRA-A-D
Galaxy Batch Reference Manual Update (V2)	DEC-10-OGBRA-A-DN1
Galaxy Operations and System Programming Procedures Manual (V1)	DEC-10-OGBOA-A-D
Galaxy Operations and System Programming Procedures Manual Update (V2)	DEC-10-OGBOA-DN1
Getting Started With DECsystem-10 (V6.02)	DEC-10-XGSDA-A-D
Getting Started With TOPS-10 Commands (V6.02)	DEC-10-OTSCA-A-D
Hardware Reference Manual (Volume I)	EK-10/20-HR-001
Hardware Reference Manual (KA/KI)	DEC-10-XSRMA-A-D
Hardware Reference Manual Update (KL)	DEC-10-XSRMA-A-DN1
Introduction to TECO (V23)	DEC-10-UTECA-A-D
Introduction to IQL	DEC-10-LIQLA-A-D
IQL Language Reference Manual	DEC-10-LIQRA-A-D
IQL User's Guide	DEC-10-LIQTA-A-D
LINK Reference Manual (V4)	AA-0988C-TB
LINK Reference Manual Update	AD-0988C-T1
MACRO Assembler Reference Manual (V53)	AA-C780C-TB
MACY11 Assembler User's Guide	DEC-10-LMACA-A-D
MCS Administrator's Procedures Manual (V2)	AA-0912C-TB
MCS Operator's Procedures Manual (V2)	AA-0913C-TB
MCS Programmer's Procedures Manual (V2)	AA-0914B-TB
Monitor Calls Pocket Reference Guide (V6.02)	DEC-10-OMCRB-C-D
Monitor Calls Manual (V6.03)	AA-0974C-TB
Monitor Calls Manual Update	AD-0974C-T1
Networks Programmer's Guide and Reference Manual	DEC-10-ONPGA-A-D
Operating System Commands Manual (V6.03)	AA-0916C-TB
Operating System Commands Manual Update	AD-0916C-T1
Operating System Commands Reference Card (V6.02)	DEC-10-OTSMB-C-D
Operator's Guide (KL Series) (V6.03)	AA-5104A-TB
Operator's Guide (KL Series) Update	AA-5104A-T1
Operator's Guide (KL Series) Update	AD-5104A-T2
Operator's Guide (KL Series) Update	AD-5104A-T3
PCS-10/20 Installation Guide	AA-5513A-TK

PCS-10/20 Project Control System  
Reference Manual  
SORT/MERGE User's Guide (V4)  
SOS Reference Manual  
System Reference Card (10/20)  
TECO Reference Manual (V23)  
TECO Reference Manual Update (V23B)  
Utilities Manual  
Utilities Manual Update

AA-5512A-TK  
AA-0997C-TB  
AA-D598A-TB  
DEC-10-XSRCA-B-D  
DEC-10-ETEE-D  
DEC-10-UTPRA-A-DN1  
DEC-10-UTILA-A-D  
DEC-10-UTILA-A-DN1

Software Notebooks Update 68 (Subscription Only)

Includes:

Operating System Commands Manual Update  
DN92 Remote Station User's Guide  
MACRO Assembler Reference Manual  
LINK Reference Manual  
DISK I/O Processing Specification  
Software Installation Guide  
Operator's Guide Update  
Operator's Guide (KL Series) Update

Software Notebook Update 69 (Subscription Only)

Includes:

COBOL-68 Language Reference Manual  
SORT/MERGE User's Guide

Software Notebook Update 70 (Subscription Only)

Includes:

Operator's Guide (KL Series) Update  
Documentation Directory Update  
Monitor Installation Guide Update  
Networks Software Installation Guide

Software Notebook Update 71 (Subscription Only)

Includes:

PCS-10/20 Installation Guide (V1)  
PCS-10/20 Proj. Control System Reference Manual (V1)  
SOS Reference Manual  
LINK Reference Manual Update  
Documentation Directory Update